



2017-2018 IUPUI JAGUARS BASKETBALL

IUPUI

SCHEDULE/RESULTS (3-10, 0-2 HORIZON)

Date	Opponent	Result/Time
Nov. 3	# Carroll Univ.	W, 65-56
Nov. 11	at Bradley	L, 53-68
Nov. 13	Anderson	W, 75-43
Nov. 17	at Eastern Illinois	L, 79-80
Nov. 21	Morehead State	W, 67-61
Nov. 28	at Western Illinois	L, 77-90
Dec. 2	at Ball State	L, 64-83
Dec. 6	SIUE	L, 81-82
Dec. 10	at No. 21/21 Purdue	L, 61-86
Dec. 16	at Washington State	L, 59-72
Dec. 18	at No. 12/12 Gonzaga	L, 71-101
Dec. 22	IU Kokomo	W, 87-76
Dec. 28	*at Northern Kentucky	L, 59-77
Dec. 30	*at Wright State	L, 52-60
Jan. 2	*at Green Bay	8:00 pm
Jan. 4	*UIC	7:00 pm
Jan. 10	*Milwaukee	7:00 pm
Jan. 12	*Green Bay	7:00 pm
Jan. 16	*Detroit Mercy	7:00 pm
Jan. 18	*at Cleveland State	7:00 pm
Jan. 20	*at Youngstown State	7:00 pm
Jan. 27	*at UIC	4:00 pm
Feb. 2	*at Detroit Mercy	7:00 pm
Feb. 4	*at Oakland	12:00 pm
Feb. 8	*Cleveland State	7:00 pm
Feb. 10	*Youngstown State	1:00 pm
Feb. 16	*at Milwaukee	8:00 pm
Feb. 19	*Oakland	7:00 pm
Feb. 23	*Wright State	11:00 am
Feb. 25	*Northern Kentucky	1:00 pm
Mar. 2	HL Tourney (1st rd)	tba
Mar. 3	HL Tourney (2nd rd)	tba
Mar. 4	HL Tourney (3rd rd)	tba
Mar. 5	HL Semifinals	tba
Mar. 6	HL Championship	tba

denotes exhibition
* denotes Horizon League games
& denotes Horizon League Tournament games

MEDIA COVERAGE

TV: ESPN3
Video Stream: ESPN3
Audio: iHeartRadio / Fox Sports 97.5 FM
Live Stats: IUPUIJags.com
Twitter: @IUPUIJaguars / @IUPUIMensBball

MBB CONTACT

Ed Holdaway - IUPUI Assistant AD
Email: eholdawa@iupui.edu
Twitter: @EdHoldaway
Cell: 317-908-2645

'03 NCAA TOURNAMENT, 2010 CBI

IUPUI (3-10, 0-2 HL) at GREEN BAY (7-8, 2-0 HL)

Tuesday, January 2, 2018 • 7:00 p.m. Central (8 Eastern) • Green Bay, Wisc. • Resch Center (9,877)




STAT BREAKDOWN

IUPUI (3-10, 0-2)	Green Bay (7-8, 2-0)
68.1	PPG 76.0
75.3	Opp. PPG 72.5
42.0%	FG% 41.4%
50.1%	Opp. FG% 41.7%
32.1 (-2.7)	RPG (Margin) 39.9 (+0.8)
32.3%	3FG% 34.4%
68.5%	FT% 75.8%
13.7 (+1.8)	TO/G (Margin) 14.1 (+0.8)
310	RPI 288

SERIES BREAKDOWN

Overall:	2-3
Gardner vs. GB:	0-0
in Green Bay:	0-2
in Indianapolis:	1-1
neutral:	1-0
Last Meeting:	Nov. 22, 2010
Outcome:	IUPUI 64-46 (Oxford, OH)
Streak:	IUPUI has won 1
Quick Notes:	The two programs played home-and-home in 77-78 and 2003-04

THE JAGUARS



PROBABLE STARTERS (based on last game)

No.	Name	Yr.	Pos.	Ht.	Hometown	PPG	RPG	APG	FG%	3FG%	FT%
10	Nick Rogers	So.	G	6-1	Indianapolis, Ind.	3.7	1.1	3.1	.255	.250	.556
22	D.J. McCall	Jr.	G	6-6	Fort Wayne, Ind.	6.4	4.4	1.5	.456	.294	.500
25	Ron Patterson	Sr.	G	6-2	Indianapolis, Ind.	11.3	2.7	2.1	.424	.378	.909
24	Evan Hall	Jr.	F	6-7	Hindman, Ky.	7.6	3.9	0.6	.477	---	.300
45	Aaron Brennan	Sr.	F	6-6	Noblesville, Ind.	11.1	3.7	1.7	.426	.238	.783

OFF THE BENCH

0	Jaylen Minnett	Fr.	G	6-1	Terre Haute, Ind.	7.4	1.4	1.5	.395	.396	.882
1	T.J. Henderson	Jr.	G	6-0	Indianapolis, Ind.	10.6	3.0	2.4	.394	.294	.788
12	Chad Hudson	So.	G	5-11	Jeffersonville, Ind.	1.5	0.2	0.3	.400	.000	.714
31	Maurice Kirby	Gr.	F	6-9	Chandler, Ariz.	5.4	4.8	0.5	.500	---	.571
32	Elyjah Goss	R-Fr.	F	6-7	Bolingbrook, Ill.	4.9	4.1	0.5	.404	.300	.882
35	Noah Thomas	So.	F/C	6-9	Lafayette, Ind.	2.0	2.0	0.0	1.000	---	1.000
40	Evan Borgman	R-Fr.	F	6-9	Batesville, Ind.	1.3	0.8	0.0	.400	.000	1.000

QUICK HITTERS

- IUPUI is 2-3 all-time against Green Bay, but 2-1 in the program's Division I era. Tonight marks the first meeting as conference foes.
- IUPUI is trying to avoid an 0-3 start in league play - a feat that last occurred in 2013-14 under HC Todd Howard.
- IUPUI lost a conference opener for the first time ever under Gardner last Thursday night, falling at Northern Kentucky, 77-59. Gardner had previously won three straight league openers coming into that contest.
- Aaron Brennan** is the lone IUPUI player to have started all 13 games this season. Gardner has tried six different combinations with eight different players having made at least one start. That said, IUPUI has used the combination of Brennan, **Evan Hall**, **Nick Rogers**, **D.J. McCall** and **Ron Patterson** the past six games.
- IUPUI has opened the season 2-2 in all four years since Gardner took over and never gotten back to .500 at any point in the seasons. All four years, the Jags have begun at 2-2 and dropped the fifth and sixth games of the season.
- IUPUI made the move to the Horizon League in the offseason after spending 19 years at the Division I level as a member of The Summit League. The Jaguars were picked to finish tenth in the league according to the preseason polls and no member of the Jaguars' roster earned preseason plaudits.
- The Jaguars graduated their top three players from a season ago in seniors **Darell Combs** (16.8 ppg, 63 3's), **Matt O'Leary** (13.9 ppg, 6.1 rpg, 68 3's) and **Kellon Thomas** (9.5 ppg, 90 FT%). All three started all 32 games last season and Combs (Italy) and O'Leary (Spain) signed to play overseas this season.
- The group of returners is keyed by seniors **Ron Patterson** (9.3 ppg, 62 3's) and **Aaron Brennan** (8.4 ppg, 3.5 rpg) and juniors **Evan Hall** (7.6 ppg, 58.9 FG%), **T.J. Henderson** (5.9 ppg) and **D.J. McCall** (4.8 ppg, 5.0 rpg).

2017-2018 ROSTER

NUMERIC ROSTER

##	Name	Pos.	Ht.	Wt.	Yr.	Hometown/High School (Previous)
0	Jaylen Minnett	G	6-1	180	Fr.	Terre Haute, Ind./Terre Haute South
1	T.J. Henderson	G	6-0	160	Jr.	Indianapolis, Ind./Scecina
5	Camron Justice #	G	6-3	180	Jr.	Hindman, Ky./Knott County Central (Vanderbilt)
10	Nick Rogers	G	6-1	170	So.	Indianapolis, Ind./Traders Point Academy (Toledo)
12	Chad Hudson	G	5-11	175	So.	Jeffersonville, Ind./Jeffersonville / Don Bosco Prep
15	Ahmed Ismail #	C	7-1	260	Sr.	Cairo, Egypt/Nakhas Zagazig (Manhattan)
22	D.J. McCall	G	6-6	190	Jr.	Fort Wayne, Ind./Concordia Lutheran
24	Evan Hall	F	6-7	200	Jr.	Hindman, Ky./Knott County Central
25	Ron Patterson	G	6-2	200	Sr.	Indianapolis, Ind./Broad Ripple (Syracuse)
31	Maurice Kirby	F	6-9	240	Gr.	Chandler, Ariz./Basha (Loyola [Ill.])
32	Elyjah Goss	F	6-7	190	R-Fr.	Bolingbrook, Ill./Plainfield East
35	Noah Thomas	F/C	6-9	235	So.	Lafayette, Ind./Bridgton [Maine] Academy
40	Evan Borgman	F	6-9	205	R-Fr.	Batesville, Ind./Jac-Cen-Del
45	Aaron Brennan	F	6-6	225	Sr.	Noblesville, Ind./Guerin Catholic

will sit out the 2017-18 season as a Division I transfer; ^ expected to redshirt the 2017-18 season

COACHING STAFF

Head Coach:	Jason Gardner
Alma Mater:	Arizona, '11
Career Record:	(40-68; 4th season)
IUPUI Record:	(40-68; 4th season)
Conference Record:	(22-28; 4th season)
Associate Head Coach:	Matt Crenshaw
Alma Mater:	IUPUI, '04
Assistant Coach:	Roy Hairston
Alma Mater:	Purdue, '97
Assistant Coach:	Matt Bringman
Alma Mater:	Palm Beach Atlantic, '06
Senior Advisor:	Andy Fagan
Alma Mater:	Indiana, '01
Strength Coach:	Jason Quarles
Alma Mater:	IUPUI, '12

PRONUNCIATION GUIDE

Jaylen MINNETT	(min- NET)
ELYJAH Goss	(uh-lye- JUH)

RADIO / TV ROSTER



#0 - JAYLEN MINNETT
6-1 // Fr. // G
Terre Haute, Ind.



#1 - T.J. HENDERSON
6-0 // So. // G
Indianapolis, Ind.




#10 - NICK ROGERS
6-1 // So. // G
Indianapolis, Ind.



#12 - CHAD HUDSON
5-11 // So. // G
Jeffersonville, Ind.



#22 - D.J. McCALL
6-6 // Jr. // G
Fort Wayne, Ind.



#24 - EVAN HALL
6-7 // Jr. // F
Hindman, Ky.




#25 - RON PATTERSON
6-2 // Sr. // G
Indianapolis, Ind.



#31 - MAURICE KIRBY
6-9 // Gr. // F
Chandler, Ariz.




#32 - ELYJAH GOSS
6-7 // R-Fr. // F
Bolingbrook, Ill.



#35 - NOAH THOMAS
6-9 // So. // F/C
Lafayette, Ind.



#40 - EVAN BORGMAN
6-9 // R-Fr. // F
Batesville, Ind.



#45 - AARON BRENNAN
6-6 // Sr. // F
Noblesville, Ind.

CAREER DOUBLE-DIGIT PERFORMANCES/STARTS

Double-Digit Scoring Games

Name	Season	Career
Brennan	4	22
Goss	1	1
Hall	5	18
Henderson	9	22
Kirby	2	2
McCall	2	9
Minnett	4	4
Patterson	7	25

20+ Point Scoring Games

Name	Season	Career
Brennan	2	2
Hall	0	1
McCall	1	2

Double-Digit Reb. Games

Name	Season	Career
Brennan	0	1
Goss	1	1
Hall	0	3
McCall	0	3

Double-Doubles

Name	Season	Career
Brennan	0	1
Hall	0	2

Games Started

Name	Season	Career
Brennan	13	55
Hall	12	46
Henderson	5	7
Kirby	1	1
McCall	10	47
Minnett	4	4
Patterson	12	22
Rogers	8	8

POLLS						HORIZON LEAGUE					
ASSOCIATED PRESS			COACHES			HORIZON LEAGUE STANDINGS			IUPUI IN HORIZON LEAGUE STATS		
Week 9 (Jan. 1)			Week 8 (Dec. 25)			through Jan. 1			as of Jan. 1 [denotes NCAA ranking]		
Rank	Team (1st)		Rank	Team (1st)		Team	Overall (Pct.)	HL (Pct.)	Category	HL [Nat Rk.]	Stat
1	Michigan State (43)		1	Villanova (27)		Wright State	10-5 (.667)	2-0 (1.000)	Scoring	9th	68.1 ppg
2	Duke (21)		2	Michigan State (5)		Northern Kentucky	9-5 (.643)	2-0 (1.000)	Scoring Defense.....	7th	75.3 ppg
3	Villanova (1)		3	Duke		Green Bay	7-8 (.467)	2-0 (1.000)	Scoring Margin.....	9th	-7.2 ppg
4	Arizona State		4	Arizona State		Youngstown State	3-11 (.214)	1-0 (1.000)	Free Throw %	6th	68.5%
5	Xavier		5	Xavier		Oakland	9-6 (.600)	1-1 (.500)	Field Goal %	9th	42.0%
6	West Virginia		6	Texas A&M		Milwaukee.....	8-7 (.533)	1-1 (.500)	Field Goal % Def	9th	50.1%
7	Oklahoma		7	West Virginia		Cleveland State.....	3-11 (.214)	0-1 (.000)	3Pt Field Goal %	6th	32.3%
8	Virginia		8	TCU		UIC	5-10 (.333)	0-2 (.000)	3Pt Field Goal % Def....	10th	39.7%
9	Wichita State		9	Virginia		Detroit Mercy	4-11 (.267)	0-2 (.000)	Rebounding Offense....	9th	32.1 rpg
10	Kansas		10	Wichita State		IUPUI.....	3-10 (.231)	0-2 (.000)	Rebounding Defense ...	4th	34.7 rpg
11	Texas A&M		11	Kansas		UPCOMING SCHEDULE					
12	North Carolina		12	Oklahoma		Date	Game	Time			
13	Purdue		13	Purdue		1/2	IUPUI at Green Bay	8pm			
14	Arizona		14	North Carolina		1/4	UIC at IUPUI	7pm			
15	Miami		15	Kentucky			Green Bay at Cleveland St.	7pm			
16	TCU		16	Miami			Milwaukee at Youngstown St.	7:35pm			
17	Kentucky		17	Baylor		1/5	Wright St. at Detroit Mercy	9pm			
18	Texas Tech		18	Arizona			Northern Ky. at Oakland	9pm			
19	Cincinnati		19	Gonzaga		1/6	Milwaukee at Cleveland St.	3:30pm			
19	Gonzaga		20	Tennessee			Green Bay at Youngstown St.	7pm			
21	Seton Hall		21	Texas Tech		1/7	Northern Ky. at Detroit Mercy	2pm			
22	Arkansas		22	Cincinnati			Wright St. at Oakland	3pm			
23	Tennessee		23	Creighton		1/10	Youngstown St. at Oakland	7pm			
24	Florida State		24	Seton Hall			Milwaukee at IUPUI	7pm			
25	Clemson		25	Florida State			Cleveland St. at Detroit Mercy	7pm			
							Green Bay at UIC	8pm			
						1/11	Wright St. at Northern Ky.	7pm			
						1/12	Green Bay at IUPUI	7pm			
							Cleveland St. at Oakland	7pm			
							Youngstown St. at Detroit Mercy	7pm			
							Milwaukee at UIC	8pm			
						1/15	Youngstown St. at Wright St.	4pm			
							Cleveland St. at Northern Ky.	7:30pm			
							Milwaukee at Green Bay	8pm			
							Oakland at UIC	8pm			
						1/16	Detroit Mercy at IUPUI	7pm			
MID-MAJOR TOP 25											
December 25											
Rk	Team (1st)	Record	Pts.	Prev.	Conf.						
1.	Gonzaga (29)	10-3	773	1	West Coast						
2.	Saint Mary's (2)	11-2	744	2	West Coast						
3.	BYU	11-2	699	3	West Coast						
4.	Albany	11-3	613	5	America East						
5.	Charleston	9-3	550	10	Colonial						
6.	Stephen F. Austin	11-2	527	11	Southland						
7.	Loyola Chicago	10-3	507	6	Missouri Valley						
8.	UT Arlington	9-4	497	8	Sun Belt						
9.	Northern Iowa	8-4	483	7	Missouri Valley						
10.	New Mexico State	11-3	469	19	Western Athletic						
11.	Louisiana	10-3	433	9	Sun Belt						
12.	Towson	10-3	407	4	Colonial						
13.	Missouri State	11-3	403	16	Missouri Valley						
14.	Furman	9-4	335	12	Southern						
15.	UC Santa Barbara	10-3	307	22	Big West						
16.	Wofford	8-4	214	NR	Southern						
17.	Valparaiso	9-4	197	14	Missouri Valley						
18.	South Dakota	12-4	189	18	Summit						
19.	Georgia Southern	9-4	179	15	Sun Belt						
20.	Portland State	10-3	167	25	Big Sky						
21.	Central Michigan	10-2	132	21	Mid-American						
22.	South Dakota State	11-5	127	NR	Summit						
23.	Evansville	10-4	125	13	Missouri Valley						
24.	Ball State	8-4	103	NR	Mid-American						
25.	Oakland	8-5	95	NR	Horizon						

SERIES HISTORY

GREEN BAY (2-3)

Date	Loc	Score	W/L
1-8-77	H	66-67	L
2-4-78	A	59-86	L
11-24-03	H	66-55	W
11-20-04	A	53-68	L
11-22-10	N	63-46	W

NEWS, NOTES & STORYLINES

LAST TIME OUT

IUPUI scored a season-low 52 points and opened Horizon League play at 0-2 with a 60-52 loss at Wright State. Freshman **Jaylen Minnett** led IUPUI with 11 points (3-5 3's, 2-3 FT) and **Ron Patterson** chipped in 10 (4-6 FG, 2-4 3's) in the loss. Grant Benzinger paced Wright State with 16 points and Justin Mitchell added 11 points, 13 rebounds and four assists.

IUPUI closed within three in the final three minutes, but WSU's Jaylon Hall rattled in a corner three to push the lead to six with 2:35 left. IUPUI turned it over on the ensuing possession and fouled Cole Gentry, who stroked a pair of freebies to make it an eight-point game. IUPUI got no closer than four in the final two minutes.

STARTER NOTES

In the early portion of the non-league slate, head coach **Jason Gardner** continued to tweak the Jaguars' starting five, using six different quintets. For the year, senior **Aaron Brennan** is the lone Jag to have started all 13 games and **Ron Patterson** and **Evan Hall** have each started 12 times. Eight different players have at least one start this season.

That said, the group of Brennan, Patterson, Hall, **D.J. McCall** and **Nick Rogers** have started IUPUI's last six games.

HOT BENCH

As a result of the shuffling lineups, the IUPUI bench has been especially strong, averaging nearly 26 points per game, including a season-high 42 on two different occasions.

Since coming off the bench the last eight games, junior **T.J. Henderson** is averaging 11.3 points per game.

LEAGUE OPENERS

Head coach **Jason Gardner** is now 3-1 in league openers, having won all three of his Summit League openers before losing his Horizon League opener at NKU on Thursday.

1/4/15 - at Fort Wayne (63-58)
1/1/16 - at South Dakota (77-66)
12/31/16 - Western Illinois (89-71)
12/28/17 - at Northern Kentucky (59-77)

AVOIDING 0-3

IUPUI is trying to avoid the program's first 0-3 start to league play since the 2013-14 season. That year, IUPUI opened Summit League play 0-9 in head coach **Todd Howard**'s final season.

CHECK THE PERCENTAGES

In IUPUI's three wins, the Jags have shot 49.1 percent from the field and held foes to 37.1 percent overall and 26.9 percent from deep.

In the Jaguars' nine loss, IUPUI has shot just 40.0 percent overall and allowed opponents to shoot a staggering 54.3 percent from the field and 44 percent from beyond the arc.

MAKE SHOTS, WIN GAMES

The most telling number of outcomes of games under head coach **Jason Gardner** has simply been field goal percentages. IUPUI is 37.8 (.822) in games in which the Jaguars have shot a better percentage than opponents and just 3-60 (.048) when being outshot.

THEFT ALERT

Junior **D.J. McCall** is currently second among Horizon League players with 1.9 steals per game, putting him among the nation's top 100 in the category. After not collecting a steal in the season's opening two games, McCall has 21 steals in 10 games.

By comparison, McCall had just 22 steals *all of last season*.

NEW NIGHT, NEW SCORER

It's seemingly been a new leading scorer every night for the Jaguars this season as five different players have been the team's top scorer and nobody has scored in double-digits in every game. Junior **T.J. Henderson** has a team-high nine double-digit scoring games and the team's leading scorer, **Ron Patterson**, is next in line with seven.

13 AND COUNTING...

Entering tonight, senior **Ron Patterson** had made a three in 13 straight games - his longest stretch of his college career. His longest streak last season was 10 straight games from Jan. 5-Feb. 8.

DEFENDING THE TREY

The Jaguars have struggled to defend the three-point line in non-league play, yielding 39.7 percent. Below are some instances of the Jaguars' woes, both individually and collectively:

at Bradley (57.1%) - Nate Kennell (5-of-9)
at EIU (45.0%) - Terrell Lewis (7-of-9)
at WIU (58.8%) - Kobe Webster (5-of-7)
vs. SIUE (68.8%)

IUPUI is 1-7 this season when hitting fewer threes than opponents this year and 2-3 when making the same number or more threes than foes.

TOUGH THREE

IUPUI endured arguably the toughest three-game stretch in

program history with road games at No. 21 Purdue (L, 61-86), at Washington State (L, 59-72) and at No. 12 Gonzaga (L, 71-101). The losses at Purdue and Gonzaga dropped IUPUI to 0-17 all-time against nationally ranked foes.

FIVE KEY NUMBERS

Below are five key numbers from the Jaguars' loss at WSU.

7:56: Scoreless stretch of the first half that saw a one-point IUPUI lead turn into an eight-point deficit

5-9: Combined three-point shooting from **Jaylen Minnett** (3-5) and **Ron Patterson** (2-4)

18: Season-low scoring output in points in the paint

3: Season-low second chance points coming off seven offensive boards

11-13-4-4: Points, rebounds, assists and steals for WSU senior guard Justin Mitchell, who also finished with eight turnovers

0-FOR-RANKED

IUPUI has never defeated a ranked opponent, going 0-17 versus the ranked in the program's Division I era. Below is a listing of those 17 results, 12 of which were true road games.

The Jaguars' average margin of defeat is 21.2 points per game in the 17 total losses:

12/13/99 at #2 Arizona L, 41-70
12/15/01 vs. #20 Ball State L, 81-103
3/21/03 vs. #2 Kentucky L, 64-95 // NCAA - Nashville, TN
12/13/03 at #25 Dayton L, 59-61
12/18/04 at #18 Louisville L, 60-80
11/10/07 at #11 Marquette L, 68-78
12/14/08 vs. #20 Arizona St. L, 58-59 (ot) Phoenix, Ariz.
11/14/10 at #12 Gonzaga L, 56-86
11/21/10 vs. #25 San Diego State L, 46-61 Oxford, Ohio
12/9/10 at #2 Ohio State L, 64-75
12/22/10 vs. #7 San Diego State L, 54-56 Las Vegas, Nev.
12/7/11 at #5 Louisville L, 60-90
11/12/12 at #5 Michigan L, 54-91
12/7/15 at #11 Purdue L, 53-80
12/28/15 at #9 Butler L, 54-92
12/10/17 at #21 Purdue L, 61-86
12/18/17 at #12 Gonzaga L, 71-101

AT THE HORN

Winning games at the horn has been a staple of head coach **Jason Gardner**'s squads. So when IUPUI failed to get a shot off at the buzzer in the 80-79 loss at Eastern Illinois, it was almost a surprise. Since Gardner took over, IUPUI has won four games in the closing seconds, including two as time expired:

P.J. Boutte 15' floater at the horn vs. Ball State (71-69 / Nov. 22, 2014)

Marcellus Barksdale layup at the horn at IPFW (84-82 / Jan. 23, 2016)

Jordan Pickett wing 3 with :02 vs. NDSU (73-72 / Jan. 31, 2016)

Darell Combs wing J with :01.5 vs. SDSU (85-83 / Jan. 18, 2017)

FRESH STARTS

In the season opener at Bradley, true freshman **Jaylen Minnett** became the first IUPUI true rookie to start his debut since **Alex Young** did so against Northeastern in 2008.

Minnett had five points, two boards and an assist in his IUPUI debut.

JAGS LOCK UP RAVENS

While head coach **Jason Gardner** has preached defense in the preseason, the win over Anderson was especially impressive in that IUPUI held the Ravens to just 43 points. The 43 were the fewest by a foe since Gardner took over the program and just the second time an IUPUI opponent tallied less than 50 in the Gardner-era (49 vs. Denver on Jan. 10, 2015).

The 43 points allowed was the lowest total by an IUPUI opponent since holding Western Illinois to 42 on Feb. 6, 2010.

CUPBOARD CHECK

IUPUI brings back seven returners from last season, five of whom saw meaningful minutes. Below is a rundown of the Jaguars' top statistical returners, along with some key numbers.

Stat (% Returning): Top Returners

Scoring (45.8%): Patterson (9.3), Brennan (8.4)
Rebounding (56.9%): Hall (5.2), McCall (5.0)
Assists (45.3%): Patterson (6.4), Henderson (5.2)
Minutes (50.2%): Patterson (23.7), McCall (21.2)
FGM (47.3%): Patterson (10.7), Brennan (10.2)
3FGM (43.4%): Patterson (6.2), Henderson (3.0)
FTM (34.3%): McCall (4.5), Brennan (3.9)
Blocks (69.0%): Hall (2.4), Patterson (1.3)
Steals (60.4%): Patterson (4.4), Henderson (3.2)

REBOUNDING BY COMMITTEE

IUPUI's top six rebounders average 3-5 boards per game, topped by **Maurice Kirby's** 4.9 caroms per game.

9-TO-14

Head Coach **Jason Gardner** insisted throughout the preseason that his team will likely be led by a group of players that'll average anywhere from 9-14 points per game, as opposed to a runaway leader like Combs was last season at 16.8 points per game.

NEWS, NOTES & STORYLINES (CONT.)

So far, he's been on point as IUPUI's top six scorers (Brennan-Patterson-Henderson-Hall-Minnett-McCall) are all averaging between 6-12 points per game.

FULL STRENGTH

The Nov. 21 Morehead State game was the first time all season the Jags were at full strength. **Evan Hall**, **D.J. McCall** and **Nick Rogers** all missed time in the season's first three games.

GRADS

The IUPUI roster boasts three graduates this season as **Maurice Kirby** completed his degree at Loyola (Ill.) and is pursuing his master's in sports journalism. In addition, junior guard **D.J. McCall** completed his undergraduate work in three years and is now pursuing his master's degree at IUPUI. **Aaron Brennan** completed his degree requirements during the recently finished fall semester.

TRENDING

When head coach **Jason Gardner** took over the IUPUI program prior to the 2014-15 season, he knew it was going to be a lengthy rebuild. The Jags were on the heels of back-to-back 6-26 seasons and 300+ RPI finishes. As expected, Gardner has had IUPUI steadily rising since his takeover:

	Record	RPI	Final Sagarin
2012-13:	6-26	329	332
2013-14:	6-26	322	332
2014-15:	10-21	257	278
2015-16:	13-19	191	226
2016-17:	14-18	217	202

SIXTH OLDEST

Unofficially, senior swingman **Ron Patterson** is the sixth-oldest player in all of college basketball this season and will turn 25 on Jan. 24 of this season. Here is a quick rundown of those older than him going into the season with their ages as of Nov. 10, 2017:

Josh Boutte (Sam Houston St.); 25 years, 307 days

Gibson Johnson (Hawaii'i); 25 years, 273 days

Zach Nelson (Utah Valley); 25 years, 143 days

Isaac Neilson (Utah Valley); 24 years, 352 days

Kyle Brown (Cornell); 24 years, 345 days

Ron Patterson (IUPUI); 24 years, 296 days

HOOSIER MADE

IUPUI has the second-most Indiana-natives of any team in the country with nine, trailing only Ball State. Of the nine Indiana natives, four are from the Indianapolis-area in **Aaron Brennan**, **T.J. Henderson**, **Ron Patterson** and **Nick Rogers**.

NEW LEAGUE, OLD RIVALS

Although IUPUI will be in year one of Horizon League play, that doesn't mean there won't be some recognizable foes in league play.

The most recognizable will be longtime Mid-Con/Summit foe Oakland University, which IUPUI played 36 times between 1998 and 2013 as league foes. Oakland leads the all-time series 25-16, which includes five meetings in the mid-/late 70's.

Another former league foe in the Horizon League is Youngstown State, which IUPUI played six times from 1999-2001 before the Penguins moved leagues. YSU is 8-1 all-time against IUPUI, which includes three meetings from the mid-/late 70's.

Another familiar face is Wright State head coach Scott Nagy, who was the longtime leader of the South Dakota State program before taking over the Raiders a couple seasons ago. While at the helm of the SDSU program, Nagy was 13-7 against the Jaguars.

BRING 'EM ON

IUPUI added a new assistant coach in the offseason as **Matt Bringman** joined the Jaguars' staff, replacing Scott Gillespie. Bringman came to IUPUI from South Plains (Texas) College where he helped the Texans to a two-year record of 53-11 and 28-4 in conference play. South Plains was third in the 2017 NJCAA National Championships in Hutchinson, Kan.

Bringman helped a number of players on to Division I opportunities, including Jordan Brangers (Western Kentucky), Raquan Mitchell (Colorado State), Shawntrez Davis (Nevada) and Josh Webster (Texas Tech).

OVERSEAS ADVENTURES

IUPUI's top two players from a season ago - seniors **Darell Combs** and **Matt O'Leary** - are both continuing their playing careers overseas this winter.

Combs inked a deal in early September to play for the Roseto Sharks in Italy's second division. Combs had an NBA workout with the Washington Wizards before ultimately seeking employment overseas.

O'Leary signed in late July to continue his career with Penas Huesca in the LEB Gold - Spain. LEB Gold is the second division in Spain and known as one of the top leagues in Europe.

In addition, former Jaguars **Alex Young** and **Robert Glenn** are also continuing to play overseas.

ON THE SIDELINES

IUPUI has two Division I-transfers sitting out this season in senior center **Ahmed Ismail** (Manhattan) and junior guard **Camron Justice** (Vanderbilt).

Ismail has one season remaining and averaged 3.9 points and 4.8 rebounds per game as a junior at Manhattan. The 7-foot-1 native of Egypt blocked a team-high 32 shots last season and started 19 games for the Jaspers.

Justice, a high school teammates of **Evan Hall**, was the 2015 Kentucky Mr. Basketball selection and appeared in 33 games at Vanderbilt. The 6-foot-3 sharpshooter shot 38.9 percent from deep as a true freshman, averaging 3.4 points per contest for the Commodores. However, he barely played for Bryce Drew and the new coaching staff, opting to transfer to rejoin Hall.

NEW SIGNEES

IUPUI inked a pair at the start of the fall signing period, adding size in 6-foot-7 **Jack Hansen** (Noblesville, Ind./Guerin Catholic) and 6-foot-10 **Brandon Kenyon** (Caledonia, Ontario/RISE Prep).

Hansen played AAU with Team Blaze Select and was Gardner's first commitment of the 2018 class and chose IUPUI over interest from Valpo, Indiana State and Wright State. He averaged 19 points and nine rebounds per game as a junior and is among the state's top players heading into this season.

Kenyon played AAU with UPLAY Canada and excelled on the Nike EYBL circuit last summer. His UPLAY squad boasts Florida, Central Arkansas and Loyola signees while The RISE Prep program is expected to be among the best in the Ontario Scholastic Basketball Association (OSBA).

BROADCAST INFORMATION

Virtually every IUPUI game will be seen on ESPN3 this season, which includes all 18 Horizon League games. The Jaguars will also make at least seven appearances on ESPN3 during the non-league portion of the schedule.

For home games, the veteran crew of Greg Rakestraw (xpx) and IUPUI Hall of Famer Bob Lovell (analyst) will be on the call.

2017-2018 IUPUI JAGUARS BASKETBALL

UNIVERSITY QUICK FACTS

Location	Indianapolis, Ind.
Founded	1969
Nickname	Jaguars
Colors	Red, gold & black
Enrollment	30,690
Affiliation	NCAA Division I
Conference	The Horizon League
Home Facility (Cap.)	Indiana Farmers Coliseum (6,800)
Chancellor	Dr. Nasser Paydar
Athletics Director	Dr. Roderick Perry
Website	www.IUPUIJags.com
Twitter	@IUPUIJaguars
Athletics Phone	(317) 278-5247
Mailing Address	1000 Waterway Blvd. Indianapolis, IN 46202

BASKETBALL HISTORY

First Yr. of basketball	1972
Seasons of basketball	46th
Seasons of Division I basketball	20th
Division I (1998-pres.) Record	248-266 (.481)
NCAA Appearances	1
Last NCAA Appearance	2003
Last Postseason Appearance	2010 (CBI - Second Round)

UNIVERSITY NOTES

ABOUT THE UNIVERSITY

IUPUI is a public research university located in downtown Indianapolis that is the result of a merger of the Purdue Indianapolis Extension Center (1946) and Indiana University Indianapolis (1916). The merger was completed in 1969 and athletics began in 1972.

The university offers more than 200 degree programs and boasts an enrollment over 30,000 (22,000 undergrad and 8,000 postgrad). The university also boasts an endowment of more than \$850 million.

The university is ranked among the Top 200 "National Universities" and ranked 7th for "Up and Coming Schools." U.S. News has ranked IUPUI among the nation's elite for 13 straight years.

ATHLETIC PROWESS

IUPUI was a primary beneficiary of the 1987 Pan-American Games in Indianapolis and continues to boast some world renowned facilities.

The IU Natatorium is located on the IUPUI campus and is among the best swimming & diving facilities in the world. It has hosted the U.S. Olympic Team Trials four different times and 12 NCAA National Championship meets. In addition, the 2017 World Juniors were held at IUPUI and 16 world records have been set in the Natatorium water.

Adjacent west is the Michael A. Carroll Track & Soccer Stadium which has hosted several USA Outdoor Track & Field Championships and NCAA Championships, along with the 1988 US Olympic Trials. Florence Griffith-Joyner set the 100m world record of 10.49 on the track.

In basketball circles, IUPUI is best known as the long-time host of the Nike All-American Camp, which was held on campus for two decades. The nation's top prep players and coaches from every level converged on campus for two weeks each summer in what was considered the elite college recruiting event of the year. Alum included LeBron James, Chris Webber, Allen Iverson, Kevin Garnett, Jason Kidd and Paul Pierce, among many others.

GEORGE HILL

IUPUI's best known basketball alum is current NBAer **George Hill**, who is in his tenth year in the league this season. Hill was originally drafted by the San Antonio Spurs (1st rd., 26th overall) in 2008.

He's played for the Spurs (2008-11), Indiana Pacers (2011-16), and Utah Jazz (2016-17) before signing with the Sacramento Kings this offseason. Hill has played in more than 600 games and made nearly 400 starts in his NBA career.

2017-2018 MISCELLANEOUS STATISTICS

IUPUI'S RECORD WHEN...

	'17-18 Overall	2018 HL	Under Gardner
Home:	3-1	0-0	24-15
Away:	0-9	0-2	15-49
Neutral:	0-0	0-0	1-4
Overtime:	0-0	0-0	4-6
Lead @ Halftime:	2-1	0-0	31-10
Trail @ Halftime:	1-9	0-2	7-55
Tied @ Halftime:	0-0	0-0	2-3
Leading w/ 5:00 left:	3-1	0-0	33-5
Trailing w/ 5:00 left:	0-8	0-2	3-59
Tied w/ 5:00 left:	0-1	0-0	4-4
Shooting 50% or better:	2-2	0-0	20-3
Shooting 40-50%:	1-1	0-0	19-29
Shooting less than 40%:	0-7	0-2	1-36
Shooting better % than opp.	3-1	0-0	37-8
Shooting worse % than opp.	0-9	0-2	3-60
Scoring less than 60:	0-4	0-2	3-26
Score 60-69 pts:	1-2	0-0	5-22
Score 70-79 pts:	1-3	0-0	14-14
Score 80-89 pts:	1-1	0-0	15-6
Score 90+ pts:	0-0	0-0	3-0
Opp. scores less than 60:	1-0	0-0	8-5
Opp. scores 60-69 pts:	1-2	0-1	15-14
Opp. scores 70-79 pts:	1-2	0-1	9-23
Opp. scores 80-89 pts:	0-4	0-0	8-16
Opp. scores 90+ pts:	0-2	0-0	0-10
Commit less TO than opp.	2-7	0-2	21-29
Commit more TO than opp.	1-3	0-0	19-36
Commit same TO as opp.	0-0	0-0	0-3
Outrebound opponent:	2-2	0-0	25-18
Outrebounded:	0-8	0-2	13-48
Rebounding is equal:	1-0	0-0	2-2
Bench outscores opp.:	3-5	0-1	35-36
Bench is outscored:	0-4	0-1	5-27
Bench scoring is equal:	0-1	0-0	0-5
Hit more FT than opp.:	1-2	0-0	24-10
Hit less FT than opp.:	2-7	0-1	15-55
Hit same FT as opp.:	0-1	0-1	1-3
Hit more 3's than opp.:	1-3	0-2	18-24
Hit less 3's than opp.:	1-7	0-0	18-36
Hit same 3's as opp.:	1-0	0-0	4-8
Decided by 5 pts or less:	0-2	0-0	17-16
Decided by 6-10 points:	1-1	0-1	5-19
Decided by 10+ points:	2-7	0-1	18-33
In home whites:	3-1	0-0	25-15
In road blacks:	0-4	0-1	2-19
In road reds:	0-5	0-1	13-34
7 in double-digits:	0-0	0-0	1-0
6 in double-digits:	0-0	0-0	1-0
5 in double-digits:	0-0	0-0	5-3
4 in double-digits:	1-1	0-0	12-8
3 in double-digits:	1-5	0-0	11-21
2 in double-digits:	1-2	0-1	8-28
1 in double-digits:	0-2	0-1	2-6
0 in double-digits:	0-0	0-0	0-2
On Mondays:	1-1	0-0	2-8
On Tuesdays:	1-1	0-0	1-10
On Wednesdays:	0-1	0-0	6-9
On Thursdays:	0-1	0-1	3-10
On Fridays:	1-1	0-0	5-5
On Saturdays:	0-4	0-1	19-22
On Sundays:	0-1	0-0	4-5
In November:	2-3	0-0	8-17
In December:	1-7	0-2	10-22
In January:	0-0	0-0	13-12
In February:	0-0	0-0	8-14
In March:	0-0	0-0	1-3

TIMES LED

Player	TIMES LED						GAMES WITH								TOTAL	
	Pts.	Reb.	Ast.	Stl.	Blk.		10+ Pts.	20+ Pts.	10+ Reb.	3+ Ast.	3+ Blk.	3+ Stl.	3+ 3's		Dunks	Dbl-Dbls
0-Minnett	1/1	0/0	2/2	1/1	1/1		4/4	0/0	0/0	0/0	0/0	0/0	2/2		0/0	0/0
1-Henderson	2/5	1/2	4/11	2/20	1/5		9/22	0/0	0/0	6/15	0/0	1/5	0/4		0/2	0/0
10-Rogers	0/0	0/0	7/7	0/0	1/1		0/0	0/0	0/0	6/6	0/0	0/0	0/0		0/0	0/0
12-Hudson	0/0	0/0	0/0	0/0	0/0		0/0	0/0	0/0	0/0	0/0	0/0	0/0		0/0	0/0
22-McCall	2/6	3/12	3/11	7/19	1/6		2/9	1/2	0/3	2/11	0/0	3/4	1/2		5/16	0/0
24-Hall	0/2	2/14	0/1	0/5	4/21		5/18	0/1	0/3	0/3	0/3	0/0	0/0		0/10	0/2
25-Patterson	3/9	1/1	2/9	3/16	2/8		7/25	0/0	0/0	4/13	1/1	0/5	5/15		4/13	0/0
31-Kirby	1/1	2/2	0/0	0/0	1/1		2/2	0/0	0/0	0/0	0/0	0/0	0/0		2/2	0/0
32-Goss	0/0	2/2	0/0	2/2	3/3		1/1	0/0	1/1	0/0	1/1	0/0	0/0		5/5	0/0
35-Thomas	0/0	0/0	0/0	0/0	0/0		0/0	0/0	0/0	0/0	0/0	0/0	0/0		0/0	0/0
40-Borgman	0/0	0/0	0/0	0/0	0/0		0/0	0/0	0/0	0/0	0/0	0/0	0/0		1/1	0/0
45-Brennan	4/8	2/4	1/6	0/10	4/20		4/22	2/2	0/1	2/6	1/2	0/3	1/2		0/4	0/1

totals listed by season/career

SPECIALTY STATS (IUPUI/OPP)

PP = Points in the Paint; POT = Points off Turnover; 2nd = 2nd Chance Points; BP = Bench Points

Opponent	Result	PP	POT	2nd	BP	Lead	Largest Deficit	Largest Lead	Changes	Ties
# Carroll University	W, 65-56	34/20	32/4	14/15	14/15	14	5	6	4	
at Bradley	L, 53-68	18/20	13/13	14/10	5/34	3	18	3	1	
Anderson University	W, 75-43	38/18	27/12	12/5	24/11	33	-	0	0	
at Eastern Illinois	L, 79-80	42/33	11/19	9/12	4/20	7	3	9	13	
Morehead State	W, 67-61	24/30	16/12	8/6	17/8	11	-	0	1	
at Western Illinois	L, 77-90	34/32	22/11	20/3	28/26	2	28	1	1	
at Ball State	L, 64-83	28/40	15/19	6/14	40/28	1	28	2	0	
SIUE	L, 81-82	38/22	21/10	12/9	21/21	9	10	12	9	
at Purdue	L, 61-86	26/36	16/23	7/7	42/27	9	32	5	2	
at Washington State	L, 59-72	22/36	9/12	11/9	25/15	2	19	1	1	
at Gonzaga	L, 71-101	38/48	8/15	11/6	40/61	-	30	0	0	
IU Kokomo	W, 87-76	54/28	16/14	15/11	42/14	13	9	10	5	
*at Northern Kentucky	L, 59-77	26/38	15/14	13/8	18/26	9	19	1	2	
*at Wright State	L, 52-60	18/22	14/13	3/5	21/17	6	10	5	0	
*at Green Bay										
*UIC										
*Milwaukee										
*Green Bay										
*Detroit Mercy										
*at Cleveland State										
*at Youngstown State										
*at UIC										
*at Detroit Mercy										
*at Oakland										
*Cleveland State										
*Youngstown State										
*at Milwaukee										
*Oakland										
*Wright State										
*Northern Kentucky										
HL Tourney (1st rd)										
HL Tourney (2nd rd)										
HL Tourney (3rd rd)										
HL Semifinals										
HL Finals										
Season Highs		54/48	27/23	20/14	42/61	33	30	12	13	
Season Lows		18/18	8/10	3/3	4/8	-	-	-	-	
Totals		406/403	203/187	141/105	327/308	-	-	49	35	
Averages		31.2/31.0	15.6/14.4	10.8/8.1	25.2/23.7			3.8	2.7	

WIN/LOSS MARGINS

Margin	W	L
1		1
2		
3		1
4		
5		
6	1	
7		
8		
9		
10		
11-15		3
16-20		2
21-30		2
30+	1	

2017-2018 IUPUI STATISTICS

THE STAT CREW SYSTEM IUPUI Combined Team Statistics (as of Dec 30, 2017) All games



RECORD:	OVERALL	HOME	AWAY	NEUTRAL
ALL GAMES	3-10	3-1	0-9	0-0
CONFERENCE	0-2	0-0	0-2	0-0
NON-CONFERENCE	3-8	3-1	0-7	0-0

#	Player	gp-gs	min	avg	Total		3-Point		F-Throw		Rebounds				pf	dq	a	to	blk	stl	pts	avg
					fg-fga	fg%	3fg-fga	3fg%	ft-fa	ft%	off	def	tot	avg								
25	PATTERSON, Ron	13-12	371	28.5	53-125	.424	31-82	.378	10-11	.909	7	28	35	2.7	26	0	27	16	6	14	147	11.3
45	BRENNAN, Aaron	13-13	336	25.8	58-136	.426	10-42	.238	18-23	.783	16	32	48	3.7	31	2	22	22	9	12	144	11.1
01	HENDERSON, T.J.	13-5	337	25.9	41-104	.394	15-51	.294	41-52	.788	12	27	39	3.0	21	0	31	31	3	11	138	10.6
24	HALL, Evan	12-12	237	19.8	41-86	.477	0-0	.000	9-30	.300	17	30	47	3.9	35	0	7	23	7	4	91	7.6
00	MINNETT, Jaylen	13-4	304	23.4	30-76	.395	21-53	.396	15-17	.882	8	10	18	1.4	23	0	20	17	1	8	96	7.4
22	McCALL, D.J.	12-10	315	26.3	31-68	.456	5-17	.294	10-20	.500	27	26	53	4.4	25	2	18	19	2	21	77	6.4
31	KIRBY, Maurice	13-1	220	16.9	29-58	.500	0-0	.000	12-21	.571	22	40	62	4.8	26	0	7	12	1	5	70	5.4
32	GOSS, Elyjah	13-0	196	15.1	23-57	.404	3-10	.300	15-17	.882	19	34	53	4.1	19	0	7	11	6	7	64	4.9
10	ROGERS, Nick	10-8	230	23.0	13-51	.255	6-24	.250	5-9	.556	2	9	11	1.1	22	0	31	20	1	5	37	3.7
35	THOMAS, Noah	2-0	8	4.0	1-1	1.000	0-0	.000	2-2	1.000	1	3	4	2.0	3	0	0	0	1	0	4	2.0
12	HUDSON, Chad	6-0	24	4.0	2-5	.400	0-2	.000	5-7	.714	0	1	1	0.2	7	0	2	2	0	0	9	1.5
40	BORGMAN, Evan	6-0	22	3.7	2-5	.400	0-1	.000	4-4	1.000	2	3	5	0.8	2	0	0	3	0	0	8	1.3
Team											20	21	41		1		2					
Total.....		13	2600		324-772	.420	91-282	.323	146-213	.685	153	264	417	32.1	241	4	172	178	37	87	885	68.1
Opponents.....		13	2600		344-686	.501	106-267	.397	185-255	.725	119	333	452	34.8	213	4	193	202	52	87	979	75.3

TEAM STATISTICS	IUPUI	OPP	Date	Opponent	Score	Att.
SCORING	885	979	11/11/17	at Bradley	L 53-68	4936
Points per game	68.1	75.3	11/13/17	ANDERSON	w 75-43	1175
Scoring margin	-7.2	-	11/17/17	at Eastern Illinois	L 79-80	769
FIELD GOALS-ATT	324-772	344-686	11/21/17	MOREHEAD STATE	w 67-61	1012
Field goal pct	.420	.501	11/28/17	at Western Illinois	L 77-90	589
3 POINT FG-ATT	91-282	106-267	12/02/17	at Ball State	L 64-83	3505
3-point FG pct	.323	.397	12/06/17	SIUE	L 81-82	809
3-pt FG made per game	7.0	8.2	12/10/17	at Purdue	L 61-86	13641
FREE THROWS-ATT	146-213	185-255	12/16/17	at Washington State	L 59-72	2240
Free throw pct	.685	.725	12/18/17	at Gonzaga	L 71-101	6000
F-Throws made per game	11.2	14.2	12/22/17	IU KOKOMO	w 87-76	615
REBOUNDS	417	452	* 12/28/17	at Northern Kentucky	L 59-77	4203
Rebounds per game	32.1	34.8	* 12/30/17	at Wright State	L 52-60	3649
Rebounding margin	-2.7	-				
ASSISTS	172	193				
Assists per game	13.2	14.8				
TURNOVERS	178	202				
Turnovers per game	13.7	15.5				
Turnover margin	+1.8	-				
Assist/turnover ratio	1.0	1.0				
STEALS	87	87				
Steals per game	6.7	6.7				
BLOCKS	37	52				
Blocks per game	2.8	4.0				
ATTENDANCE	3611	39532				
Home games-Avg/Game	4-903	9-4392				
Neutral site-Avg/Game	-	0-0				

* = Horizon League game

Score by Periods	1st	2nd	Totals
IUPUI	389	496	885
Opponents	459	520	979

2017-2018 IUPUI HORIZON LEAGUE ONLY STATISTICS

THE STAT CREW SYSTEM IUPUI Combined Team Statistics (as of Dec 30, 2017) Conference games only



RECORD:	OVERALL	HOME	AWAY	NEUTRAL
ALL GAMES	0-2	0-0	0-2	0-0
CONFERENCE	0-2	0-0	0-2	0-0
NON-CONFERENCE	0-0	0-0	0-0	0-0

#	Player	gp-gs	min	avg	Total		3-Point		F-Throw		Rebounds				pf	dq	a	to	blk	stl	pts	avg
					fg-fga	fg%	3fg-fga	3fg%	ft-fa	ft%	off	def	tot	avg								
25	PATTERSON, Ron	2-2	53	26.5	7-16	.438	4-9	.444	1-1	1.000	1	3	4	2.0	3	0	2	2	1	1	19	9.5
22	McCALL, D.J.	2-2	58	29.0	6-9	.667	1-4	.250	3-5	.600	4	6	10	5.0	2	0	1	2	0	2	16	8.0
45	BRENNAN, Aaron	2-2	54	27.0	6-18	.333	2-6	.333	0-0	.000	1	6	7	3.5	2	0	4	5	1	1	14	7.0
00	MINNETT, Jaylen	2-0	48	24.0	4-10	.400	4-9	.444	2-3	.667	0	1	1	0.5	3	0	4	4	0	1	14	7.0
01	HENDERSON, T.J.	2-0	36	18.0	4-19	.211	2-7	.286	3-4	.750	1	4	5	2.5	5	0	2	5	0	2	13	6.5
24	HALL, Evan	2-2	34	17.0	5-9	.556	0-0	.000	2-3	.667	3	5	8	4.0	7	0	1	5	0	2	12	6.0
10	ROGERS, Nick	2-2	47	23.5	3-14	.214	2-8	.250	3-4	.750	0	2	2	1.0	3	0	5	3	0	1	11	5.5
31	KIRBY, Maurice	2-0	36	18.0	2-6	.333	0-0	.000	2-6	.333	3	4	7	3.5	5	0	0	0	0	0	6	3.0
32	GOSS, Elyjah	2-0	32	16.0	1-10	.100	0-1	.000	2-2	1.000	3	3	6	3.0	1	0	0	3	3	2	4	2.0
12	HUDSON, Chad	1-0	1	1.0	1-1	1.000	0-0	.000	0-0	.000	0	0	0	0.0	0	0	0	0	0	0	2	2.0
40	BORGMAN, Evan	1-0	1	1.0	0-1	.000	0-0	.000	0-0	.000	1	0	1	1.0	0	0	0	0	0	0	0	0.0
Team											4	5	9									
Total.....		2	400		39-113	.345	15-44	.341	18-28	.643	21	39	60	30.0	31	0	19	29	5	12	111	55.5
Opponents.....		2	400		53-105	.505	12-34	.353	19-25	.760	17	59	76	38.0	28	1	31	33	8	18	137	68.5

TEAM STATISTICS	IUPUI	OPP	Date	Opponent	Score	Att.
SCORING	111	137	* 12/28/17	at Northern Kentucky	L 59-77	4203
Points per game	55.5	68.5	* 12/30/17	at Wright State	L 52-60	3649
Scoring margin	-13.0	-	* = Horizon League game			
FIELD GOALS-ATT	39-113	53-105				
Field goal pct	.345	.505				
3 POINT FG-ATT	15-44	12-34				
3-point FG pct	.341	.353				
3-pt FG made per game	7.5	6.0				
FREE THROWS-ATT	18-28	19-25				
Free throw pct	.643	.760				
F-Throws made per game	9.0	9.5				
REBOUNDS	60	76				
Rebounds per game	30.0	38.0				
Rebounding margin	-8.0	-				
ASSISTS	19	31				
Assists per game	9.5	15.5				
TURNOVERS	29	33				
Turnovers per game	14.5	16.5				
Turnover margin	+2.0	-				
Assist/turnover ratio	0.7	0.9				
STEALS	12	18				
Steals per game	6.0	9.0				
BLOCKS	5	8				
Blocks per game	2.5	4.0				
ATTENDANCE	0	7852				
Home games-Avg/Game	0-0	2-3926				
Neutral site-Avg/Game	-	0-0				

Score by Periods	1st	2nd	Totals
IUPUI	41	70	111
Opponents	57	80	137

2017-2018 STATISTICAL SPLITS

Wins (3 total)

#	Player	gp-gs	min	avg	Total		3-Point		F-Throw		Rebounds				pf	dq	a	to	blk	stl	pts	avg
					fg-fga	fg%	3fg-fga	3fg%	ft-fa	ft%	off	def	tot	avg								
45	BRENNAN, Aaron	3-3	80	26.7	17-34	.500	2-8	.250	5-8	.625	5	13	18	6.0	3	0	7	8	2	4	41	13.7
01	HENDERSON, T.J.	3-2	79	26.3	13-23	.565	5-12	.417	9-12	.750	3	12	15	5.0	4	0	8	9	3	3	40	13.3
25	PATTERSON, Ron	3-3	88	29.3	12-25	.480	6-17	.353	5-5	1.000	2	7	9	3.0	9	0	9	4	2	3	35	11.7
24	HALL, Evan	2-2	38	19.0	9-17	.529	0-0	.000	1-3	.333	1	4	5	2.5	6	0	1	4	1	1	19	9.5
00	MINNETT, Jaylen	3-1	74	24.7	8-15	.533	5-10	.500	3-3	1.000	0	2	2	0.7	7	0	6	3	1	2	24	8.0
31	KIRBY, Maurice	3-1	50	16.7	8-15	.533	0-0	.000	2-4	.500	4	14	18	6.0	6	0	1	3	1	2	18	6.0
32	GOSS, Elijah	3-0	47	15.7	5-12	.417	0-0	.000	8-10	.800	6	15	21	7.0	7	0	2	2	3	0	18	6.0
22	McCALL, D.J.	3-2	77	25.7	7-14	.500	0-1	.000	3-7	.429	2	6	8	2.7	7	0	9	6	1	5	17	5.7
35	THOMAS, Noah	1-0	6	6.0	1-1	1.000	0-0	.000	2-2	1.000	1	3	4	4.0	3	0	0	0	1	0	4	4.0
40	BORGMAN, Evan	2-0	14	7.0	2-4	.500	0-1	.000	2-2	1.000	1	2	3	1.5	2	0	0	3	0	0	6	3.0
12	HUDSON, Chad	2-0	13	6.5	0-1	.000	0-1	.000	5-6	.833	0	0	0	0.0	2	0	1	2	0	0	5	2.5
10	ROGERS, Nick	2-1	34	17.0	1-8	.125	0-3	.000	0-3	.000	0	2	2	1.0	5	0	6	2	0	1	2	1.0
Team											4	6	10					1				
Total.....		3	600		83-169	.491	18-53	.340	45-65	.692	29	86	115	38.3	61	0	50	47	15	21	229	76.3
Opponents.....		3	600		62-167	.371	18-67	.269	38-64	.594	36	67	103	34.3	59	1	28	53	11	20	180	60.0

Losses (10 total)

#	Player	gp-gs	min	avg	Total		3-Point		F-Throw		Rebounds				pf	dq	a	to	blk	stl	pts	avg
					fg-fga	fg%	3fg-fga	3fg%	ft-fa	ft%	off	def	tot	avg								
25	PATTERSON, Ron	10-9	283	28.3	41-100	.410	25-65	.385	5-6	.833	5	21	26	2.6	17	0	18	12	4	11	112	11.2
45	BRENNAN, Aaron	10-10	256	25.6	41-102	.402	8-34	.235	13-15	.867	11	19	30	3.0	28	2	15	14	7	8	103	10.3
01	HENDERSON, T.J.	10-3	258	25.8	28-81	.346	10-39	.256	32-40	.800	9	15	24	2.4	17	0	23	22	0	8	98	9.8
00	MINNETT, Jaylen	10-3	230	23.0	22-61	.361	16-43	.372	12-14	.857	8	8	16	1.6	16	0	14	14	0	6	72	7.2
24	HALL, Evan	10-10	199	19.9	32-69	.464	0-0	.000	8-27	.296	16	26	42	4.2	29	0	6	19	6	3	72	7.2
22	McCALL, D.J.	9-8	238	26.4	24-54	.444	5-16	.313	7-13	.538	25	20	45	5.0	18	2	9	13	1	16	60	6.7
31	KIRBY, Maurice	10-0	170	17.0	21-43	.488	0-0	.000	10-17	.588	18	26	44	4.4	20	0	6	9	0	3	52	5.2
32	GOSS, Elijah	10-0	149	14.9	18-45	.400	3-10	.300	7-7	1.000	13	19	32	3.2	12	0	5	9	3	7	46	4.6
10	ROGERS, Nick	8-7	196	24.5	12-43	.279	6-21	.286	5-6	.833	2	7	9	1.1	17	0	25	18	1	4	35	4.4
12	HUDSON, Chad	4-0	11	2.8	2-4	.500	0-1	.000	0-1	.000	0	1	1	0.3	5	0	1	0	0	0	4	1.0
40	BORGMAN, Evan	4-0	8	2.0	0-1	.000	0-0	.000	2-2	1.000	1	1	2	0.5	0	0	0	0	0	0	2	0.5
35	THOMAS, Noah	1-0	2	2.0	0-0	.000	0-0	.000	0-0	.000	0	0	0	0.0	0	0	0	0	0	0	0	0.0
Team											16	15	31		1			1				
Total.....		10	2000		241-603	.400	73-229	.319	101-148	.682	124	178	302	30.2	180	4	122	131	22	66	656	65.6
Opponents.....		10	2000		282-519	.543	88-200	.440	147-191	.770	83	266	349	34.9	154	3	165	149	41	67	799	79.9

Home (3-1)

#	Player	gp-gs	min	avg	Total		3-Point		F-Throw		Rebounds				pf	dq	a	to	blk	stl	pts	avg
					fg-fga	fg%	3fg-fga	3fg%	ft-fa	ft%	off	def	tot	avg								
45	BRENNAN, Aaron	4-4	111	27.8	25-50	.500	5-13	.385	11-16	.688	8	15	23	5.8	7	0	11	9	5	6	66	16.5
01	HENDERSON, T.J.	4-2	106	26.5	15-30	.500	5-17	.294	15-20	.750	5	13	18	4.5	5	0	12	10	3	4	50	12.5
25	PATTERSON, Ron	4-4	121	30.3	15-33	.455	8-24	.333	5-5	1.000	3	8	11	2.8	10	0	12	7	5	4	43	10.8
24	HALL, Evan	3-3	59	19.7	15-27	.556	0-0	.000	1-8	.125	3	6	9	3.0	10	0	2	5	3	1	31	10.3
00	MINNETT, Jaylen	4-1	87	21.8	9-20	.450	5-14	.357	4-4	1.000	0	3	3	0.8	8	0	7	4	1	2	27	6.8
22	McCALL, D.J.	4-3	107	26.8	11-19	.579	0-1	.000	3-8	.375	9	8	17	4.3	12	1	11	7	2	9	25	6.3
31	KIRBY, Maurice	4-1	66	16.5	11-18	.611	0-0	.000	2-5	.400	4	18	22	5.5	8	0	2	4	1	2	24	6.0
32	GOSS, Elijah	4-0	52	13.0	6-14	.429	0-0	.000	8-10	.800	7	15	22	5.5	8	0	2	2	3	0	20	5.0
35	THOMAS, Noah	1-0	6	6.0	1-1	1.000	0-0	.000	2-2	1.000	1	3	4	4.0	3	0	0	0	1	0	4	4.0
10	ROGERS, Nick	3-2	58	19.3	3-12	.250	1-5	.200	2-5	.400	0	2	2	0.7	6	0	11	3	0	1	9	3.0
40	BORGMAN, Evan	2-0	14	7.0	2-4	.500	0-1	.000	2-2	1.000	1	2	3	1.5	2	0	0	3	0	0	6	3.0
12	HUDSON, Chad	2-0	13	6.5	0-1	.000	0-1	.000	5-6	.833	0	0	0	0.0	2	0	1	2	0	0	5	2.5
Team											5	7	12					1				
Total.....		4	800		113-229	.493	24-76	.316	60-91	.659	46	100	146	36.5	81	1	71	57	24	29	310	77.5
Opponents.....		4	800		89-214	.416	29-83	.349	55-89	.618	46	87	133	33.2	84	2	41	69	15	23	262	65.5

Road (0-9)

Road (0-9)		Total				3-Point		F-Throw		Rebounds															
#	Player	gp-gs	min	avg	fg-fga	fg%	3fg-fga	3fg%	ft-fa	ft%	off	def	tot	avg	pf	dq	a	to	blk	stl	pts	avg			
25	PATTERSON, Ron	9-8	250	27.8	38-92	.413	23-58	.397	5-6	.833	4	20	24	2.7	16	0	15	9	1	10	104	11.6			
01	HENDERSON, T.J.	9-3	231	25.7	26-74	.351	10-34	.294	26-32	.813	7	14	21	2.3	16	0	19	21	0	7	88	9.8			
45	BRENNAN, Aaron	9-9	225	25.0	33-86	.384	5-29	.172	7-7	1.000	8	17	25	2.8	24	2	11	13	4	6	78	8.7			
00	MINNETT, Jaylen	9-3	217	24.1	21-56	.375	16-39	.410	11-13	.846	8	7	15	1.7	15	0	13	13	0	6	69	7.7			
24	HALL, Evan	9-9	178	19.8	26-59	.441	0-0	.000	8-22	.364	14	24	38	4.2	25	0	5	18	4	3	60	6.7			
22	McCALL, D.J.	8-7	208	26.0	20-49	.408	5-16	.313	7-12	.583	18	18	36	4.5	13	1	7	12	0	12	52	6.5			
31	KIRBY, Maurice	9-0	154	17.1	18-40	.450	0-0	.000	10-16	.625	18	22	40	4.4	18	0	5	8	0	3	46	5.1			
32	GOSS, Elijah	9-0	144	16.0	17-43	.395	3-10	.300	7-7	1.000	12	19	31	3.4	11	0	5	9	3	7	44	4.9			
10	ROGERS, Nick	7-6	172	24.6	10-39	.256	5-19	.263	3-4	.750	2	7	9	1.3	16	0	20	17	1	4	28	4.0			
12	HUDSON, Chad	4-0	11	2.8	2-4	.500	0-1	.000	0-1	.000	0	1	1	0.3	5	0	1	0	0	0	4	1.0			
40	BORGMAN, Evan	4-0	8	2.0	0-1	.000	0-0	.000	2-2	1.000	1	1	2	0.5	0	0	0	0	0	0	2	0.5			
35	THOMAS, Noah	1-0	2	2.0	0-0	.000	0-0	.000	0-0	.000	0	0	0	0.0	0	0	0	0	0	0	0	0.0			
Team											15	14	29	1				1							
Total.....		9	1800		211-543	.389	67-206	.325	86-122	.705	107	164	271	30.1	160	3	101	121	13	58	575	63.9			
Opponents.....		9	1800		255-472	.540	77-184	.418	130-166	.783	73	246	319	35.4	129	2	152	133	37	64	717	79.7			

2017-2018 INDIVIDUAL SUPERLATIVES

	<i>IUPUI</i>	<i>Opponent</i>
Points	25 - three times	27 - four times
Field Goals Made	12 - Aaron Brennan at E. Illinois (11/17/17)	11 - twice
Field Goals Attempted	20 - D.J. McCall at W. Illinois (11/28/17)	17 - Carsen Edwards at Purdue (12/10/17)
Highest FG Pct. (min. 5 made)	.706 (12-17) - Aaron Brennan at E. Illinois (11/17/17)	1.000 (5-5) - Trey Moses at Ball State (12/2/17)
3-Pt Field Goals Made	5 - Ron Patterson at Washington St. (12/16/17)	7 - Terrell Lewis at E. Illinois (11/17/17)
3-Pt Field Goals Attempted	13 - Ron Patterson at Washington St. (12/16/17)	9 - twice
3-Pt FG Pct. (min. 3 made)	.600 (3-5) - three times	1.000 (3-3) - David McFarland vs. SIUE (12/6/17)
Free Throws Made	8 - T.J. Henderson vs. Morehead State (11/21/17)	10 - Killian Tillie at Gonzaga (12/18/17)
Free Throws Attempted	10 - T.J. Henderson vs. Morehead State (11/21/17)	13 - Jajuan Starks at E. Illinois (11/17/17)
Free Throw Pct. (min. 5 made)	.875 (7-8) - T.J. Henderson at Gonzaga (12/18/17)	1.000 (10-10) - Killian Tillie at Gonzaga (12/18/17)
Offensive Rebounds	7 - D.J. McCall vs. SIUE (12/6/17)	4 - four times
Defensive Rebounds	8 - twice	13 - twice
Total Rebounds	12 - Elyjah Goss vs. Anderson (11/13/17)	14 - Johnathan Williams at Gonzaga (12/18/17)
Assists	6 - Ron Patterson at E. Illinois (11/17/17)	9 - Eddie Miles vs. IU Kokomo (12/22/17)
Turnovers	4 - seven times	8 - Justin Mitchell at Wright State (12/30/17)
Blocked Shots	3 - three times	5 - Brandon Gilbeck at W. Illinois (11/28/17)
Steals	4 - twice	4 - Justin Mitchell at Wright State (12/30/17)
Minutes Played (regulation game)	38 - twice	40 - twice
Minutes Played (OT game)		

2017-2018 GAME-BY-GAME LEADERS / STARTING FIVES

<i>Opponent</i>	<i>Starting 5</i>	<i>Points</i>	<i>Rebounds</i>	<i>Assists</i>	<i>Blocks</i>	<i>Steals</i>
Carroll University #	Minnett-Henderson-Patterson-Hall-Brennan	Brennan (15)	Kirby (9)	Henderson (4)	Kirby (3)	Henderson (6)
at Bradley	Minnett-Henderson-Patterson-Hall-Brennan	Patterson (16)	Hall (7)	Henderson (3)	Hall (1)	Henderson (2)
Anderson	Minnett-Henderson-Patterson-Kirby-Brennan	Brennan (18)	Goss (12)	McCall (4)	Goss (3)	Henderson (3)
at Eastern Illinois	Minnett-Henderson-Patterson-Hall-Brennan	Brennan (25)	Brennan (7)	Patterson (6)	---	Patterson (2)
Morehead State	Henderson-McCall-Patterson-Hall-Brennan	Brennan (15)	Brennan (7)	2 tied w/ (3)	2 tied w/ (1)	McCall (2)
at Western Illinois	Henderson-McCall-Patterson-Hall-Brennan	McCall (25)	McCall (8)	Rogers (4)	w tied w/ (1)	2 tied w/ (2)
at Ball State	Minnett-Rogers-McCall-Hall-Brennan	Patterson (14)	Kirby (7)	3 tied w/ (2)	Rogers (1)	2 tied w/ (3)
SIUE	Henderson-Rogers-Patterson-Hall-Brennan	Brennan (25)	McCall (9)	Rogers (5)	2 tied w/ (3)	McCall (4)
at Purdue	Rogers-McCall-Patterson-Hall-Brennan	Kirby (16)	Goss (6)	Minnett (2)	Hall (1)	McCall (4)
at Washington St.	Rogers-McCall-Patterson-Hall-Brennan	Patterson (19)	Patterson (6)	2 tied w/ (3)	Brennan (2)	McCall (2)
at Gonzaga	Rogers-McCall-Patterson-Hall-Brennan	Henderson (18)	Kirby (5)	Rogers (5)	---	Patterson (2)
IU Kokomo	Rogers-McCall-Patterson-Hall-Brennan	Henderson (19)	Henderson (8)	Patterson (5)	4 tied w/ (1)	McCall (3)
at Northern Ky.	Rogers-McCall-Patterson-Hall-Brennan	McCall (11)	McCall (7)	Rogers (3)	Goss (2)	McCall (2)
at Wright State	Rogers-McCall-Patterson-Hall-Brennan	Minnett (11)	Hall (6)	3 tied w/ (2)	2 tied w/ (1)	Goss (2)
at Green Bay						
UIC						
Milwaukee						
Green Bay						
Detroit Mercy						
at Cleveland State						
at Y'town State						
at UIC						
at Detroit Mercy						
at Oakland						
Cleveland State						
Y'town State						
at Milwaukee						
Oakland						
Wright State						
Northern Ky.						
HL 1st Rd.						
HL 2nd Rd.						
HL 3rd Rd.						
HL Semis						
HL Finals						

2017-2018 POINTS-REBOUNDS-ASSISTS

Opponent	Date	Score	00	01	10	12	22	24	25
			MINNETT,JA	HENDERSON,	ROGERS,NIC	HUDSON,CHA	MCCALL,DJ	HALL,EVAN	PATTERSON,
at Bradley	11/11/17	53-68	L 5-2-1	10-3-3	DNP	0-1-0	DNP	11-7-1	16-2-1
ANDERSON	11/13/17	75-43	w 5-0-2	10-2-3	DNP	3-0-1	3-2-4	DNP	9-3-3
at Eastern Illinois	11/17/17	79-80	L 8-1-1	10-3-5	DNP	DNP	0-5-0	13-5-2	19-4-6
MOREHEAD STATE	11/21/17	67-61	w 11-0-2	11-5-3	0-2-2	DNP	8-4-3	6-1-0	10-1-1
at Western Illinois	11/28/17	77-90	L 12-4-2	7-2-2	4-0-4	DNP	25-8-1	4-6-0	5-2-2
at Ball State	12/02/17	64-83	L 8-0-1	11-1-2	5-1-2	DNP	0-6-2	4-3-0	14-3-1
SIUE	12/06/17	81-82	L 3-1-1	10-3-4	7-0-5	DNP	8-9-2	12-4-1	8-2-3
at Purdue	12/10/17	61-86	L 12-3-2	10-1-1	6-1-1	2-0-1	4-2-1	0-1-1	3-2-1
at Washington State	12/16/17	59-72	L 5-4-1	9-2-3	2-5-3	DNP	3-1-2	4-4-0	19-6-1
at Gonzaga	12/18/17	71-101	L 5-0-1	18-4-1	0-0-5	0-0-0	4-4-0	12-4-0	9-1-1
IU KOKOMO	12/22/17	87-76	w 8-2-2	19-8-2	2-0-4	2-0-0	6-2-2	13-4-1	16-5-5
at Northern Kentucky	12/28/17	59-77	L 3-0-2	7-4-1	5-1-3	2-0-0	11-7-1	9-2-0	9-2-1
at Wright State	12/30/17	52-60	L 11-1-2	6-1-1	6-1-2	DNP	5-3-0	3-6-1	10-2-1

Opponent	Date	Score	31	32	35	40	45
			KIRBY,MAUR	GOSS,ELYJA	THOMAS,NOA	BORGMAN,EV	BRENNAN,AA
at Bradley	11/11/17	53-68	L 1-5-0	2-6-0	DNP	2-1-0	6-2-2
ANDERSON	11/13/17	75-43	w 9-9-1	8-12-0	4-4-0	6-3-0	18-6-3
at Eastern Illinois	11/17/17	79-80	L 0-4-2	4-0-1	DNP	DNP	25-7-2
MOREHEAD STATE	11/21/17	67-61	w 2-2-0	4-4-0	DNP	DNP	15-7-2
at Western Illinois	11/28/17	77-90	L 2-3-1	10-1-1	DNP	DNP	8-6-1
at Ball State	12/02/17	64-83	L 8-7-1	7-6-1	DNP	DNP	7-1-1
SIUE	12/06/17	81-82	L 6-4-1	2-1-0	DNP	DNP	25-5-4
at Purdue	12/10/17	61-86	L 16-4-1	2-6-1	0-0-0	0-0-0	6-2-0
at Washington State	12/16/17	59-72	L 2-5-0	9-2-0	DNP	DNP	6-0-1
at Gonzaga	12/18/17	71-101	L 11-5-0	6-4-1	DNP	0-0-0	6-0-0
IU KOKOMO	12/22/17	87-76	w 7-7-0	6-5-2	DNP	0-0-0	8-5-2
at Northern Kentucky	12/28/17	59-77	L 4-4-0	2-2-0	DNP	0-1-0	7-5-2
at Wright State	12/30/17	52-60	L 2-3-0	2-4-0	DNP	DNP	7-2-2

2017-2018 COMPARISON STATISTICS

Opponent	1st	2nd	Score	Mar	Total FG	FG Pct	3-Pointers	3FG Pct	Free Throws	FT Pct	Rebounds	Assist	T/Over	Block	Steal	Fouls
Bradley	19/28	34/40	53-68	(15)	15-53/25-56	.283/.446	6-20/12-21	.300/.571	17-20/6-12	.850/.500	35/39 (4)	8/20	12/14	1/3	6/4	17/20
ANDERSON	41/21	34/22	75-43	+32	29-56/13-51	.518/.255	6-18/4-24	.333/.167	11-14/13-24	.786/.542	41/32 +9	17/6	19/23	9/4	9/8	21/17
Eastern Illinois	41/38	38/42	79-80	(1)	34-57/24-47	.596/.511	8-17/9-20	.471/.450	3-7/23-31	.429/.742	29/26 +3	19/12	15/10	0/1	5/8	20/13
MOREHEAD STATE	32/25	35/36	67-61	+6	20-45/22-51	.444/.431	5-16/5-20	.313/.250	22-32/12-18	.688/.667	31/31 -	13/7	14/18	2/4	5/4	22/25
Western Illinois	24/48	53/42	77-90	(13)	29-73/29-48	.397/.604	9-30/10-17	.300/.588	10-18/22-26	.556/.846	34/37 (3)	14/14	10/17	2/8	8/3	21/14
Ball State	23/41	41/42	64-83	(19)	22-58/31-58	.379/.534	7-21/10-28	.333/.357	13-15/11-17	.867/.647	30/36 (6)	11/19	18/15	1/4	10/7	18/15
SIUE	41/42	40/40	81-82	(1)	30-60/27-47	.500/.574	6-23/11-16	.261/.688	15-26/17-25	.577/.680	31/30 +1	21/13	10/16	9/4	8/3	20/25
Purdue	31/40	30/46	61-86	(25)	23-54/31-57	.426/.544	7-21/8-26	.333/.308	8-11/16-17	.727/.941	26/30 (4)	10/20	18/13	1/3	7/11	18/11
Washington State	30/36	29/36	59-72	(13)	24-71/28-51	.338/.549	10-31/8-20	.323/.400	1-2/8-9	.500/.889	33/37 (4)	11/20	9/14	3/8	6/6	12/8
Gonzaga	31/47	40/54	71-101	(30)	25-64/34-50	.391/.680	5-22/8-18	.227/.444	16-21/25-29	.762/.862	24/38 (14)	9/16	10/17	0/2	4/7	23/20
IU KOKOMO	35/36	52/40	87-76	+11	34-68/27-65	.500/.415	7-19/9-23	.368/.391	12-19/13-22	.632/.591	43/40 +3	20/15	14/12	4/3	7/8	18/17
Northern Kentucky	22/31	37/46	59-77	(18)	21-62/31-54	.339/.574	8-21/6-15	.381/.400	9-13/9-12	.692/.750	31/38 (7)	10/18	12/13	3/7	7/8	16/15
Wright State	19/26	33/34	52-60	(8)	18-51/22-51	.353/.431	7-23/6-19	.304/.316	9-15/10-13	.600/.769	29/38 (9)	9/13	17/20	2/1	5/10	15/13

Note: Game totals are displayed in the format TEAM/OPPONENT for each category

2017-2018 TEAM SUPERLATIVES

IUPUI High	IUPUI Low	Statistical Category	Opponent High	Opponent Low
87 vs. IUK (12/22)	52 at Wright St. (12/30)	Points	101 at Gonzaga (12/18)	43 vs. Anderson (11/13)
41 - three times	19 - twice	First Half Points	48 at W. Illinois (11/28)	21 vs. Anderson (11/13)
53 at W. Illinois (11/28)	29 at Washington St. (12/16)	Second Half Points	54 at Gonzaga (12/18)	22 vs. Anderson (11/13)
34 - twice	15 at Bradley (11/11)	Field Goals	34 at Gonzaga (12/18)	13 vs. Anderson (11/13)
73 at W. Illinois (11/28)	45 vs. Morehead St. (11/21)	Field Goal Attempts	65 vs. IUK (12/22)	47 - twice
.596 at E. Illinois (11/17)	.283 at Bradley (11/11)	FG Percentage	.680 at Gonzaga (12/18)	.255 vs. Anderson (11/13)
10 at Washington St. (12/16)	5 - twice	3-Point Field Goals	12 at Bradley (11/11)	4 vs. Anderson (11/13)
31 at Washington St. (12/16)	16 vs. Morehead St. (11/21)	3-Point Field Goal Att.	28 at Ball State (12/2)	15 at NKU (12/28)
.471 at E. Illinois (11/17)	.227 at Gonzaga (12/18)	3-Point FG Percentage	.688 vs. SIUE (12/6)	.167 vs. Anderson (11/13)
22 vs. Morehead St. (11/21)	1 at Washington St. (12/16)	Free Throws	25 at Gonzaga (12/18)	6 at Bradley (11/11)
32 vs. Morehead St. (11/21)	2 at Washington St. (12/16)	Free Throw Attempts	31 at E. Illinois (11/17)	9 at Washington St. (12/16)
.867 at Ball State (12/2)	.429 at E. Illinois (11/17)	Free Throw Percentage	.941 at Purdue (12/10)	.500 at Bradley (11/11)
18 at W. Illinois (11/28)	7 at Wright St. (12/30)	Offensive Rebounds	14 vs. Anderson (11/13)	5 at Washington St. (12/16)
32 vs. IUK (12/22)	13 at Gonzaga (12/18)	Defensive Rebounds	32 - twice	16 at E. Illinois (11/17)
43 vs. IUK (12/22)	24 at Gonzaga (12/18)	Total Rebounds	40 vs. IUK (12/22)	26 at E. Illinois (11/17)
23 at Gonzaga (12/18)	12 at Washington St. (12/16)	Fouls	25 - twice	8 at Washington St. (12/16)
21 vs. SIUE (12/6)	8 at Bradley (11/11)	Assists	20 - three times	6 vs. Anderson (11/13)
19 vs. Anderson (11/13)	9 at Washington St. (12/16)	Turnovers	23 vs. Anderson (11/13)	10 at E. Illinois (11/17)
9 - twice	0 - twice	Blocked Shots	8 - twice	1 - twice
10 at Ball State (12/2)	4 at Gonzaga (12/18)	Steals	11 at Purdue (12/10)	3 - twice

2017-2018 IUPUI JAGUARS BASKETBALL



Jason Gardner was named the eighth head coach in IUPUI men's basketball program's history on April 2, 2014. Gardner, the 1999 winner of the Indiana Mr. Basketball Award, spent a year on the University of Memphis bench and two seasons at Loyola prior to that.

In his first season on the Jaguars' bench, he guided IUPUI to 10 wins, more than tripling the program's Division I win total from a year prior. His hiring paid immediate dividends on the recruiting trail, as he immediately inked five Division I transfers, four of whom were former in-state standouts.

In year two, Gardner led the Jags to a 13-win season against one of the nation's stiffest schedules, including a 9-7 mark in league play and a finish in the top half of the league standings. He upped his program's win total to 14 in his third year while coaching the program's first Academic All-American (Matt O'Leary).

Gardner has shown he's a proven recruiter, inking talent, both through high school signees, transfers and graduate transfers.

While at Memphis, Gardner helped the Tigers to a 24-10 record as Shaq Goodwin and Joe Jackson earned All-Conference accolades. In addition, Memphis forward Austin Nichols was a unanimous selection to the American Athletics Conference All-Rookie Team after averaging 9.1 points and 4.2 boards per game. Gardner was a college teammate of current Memphis Head Coach Josh Pastner at Arizona.

Prior to coming to Memphis, Gardner was an assistant under Porter Moser at Loyola, helping the Ramblers to an eight-game improvement from 2011-12 to 2012-13. He coached Ben Averkamp to All-Horizon League accolades for two straight seasons, while Loyola point guard Cully Payne was a Bob Cousy Award nominee. He also helped recruit one of the top signing classes in the Horizon League prior to the 2012-13 season. Gardner's coaching career began in 2010 when he served as an assistant at nearby Cathedral High School.

Gardner's racked up numerous accolades during his prestigious high school, college and professional playing careers. He was a 1999 McDonald's and Parade All-American while at North Central High School, finishing his prep career with a school record 1,669 points. He was a two-time Gatorade Circle of Champions Indiana Player of the Year and was named the 1998-99 Indianapolis County Player of the Year by The Indianapolis Star and Indianapolis News. His senior season, he helped NCHS to the IHSAA 4A state championship and Tournament of Champions title while averaging 22.6 points, 4.7 rebounds, 4.0 assists and 3.0 steals per game.

The 5-foot-10 point guard was recruited to the University of Arizona by legendary Head Coach Lute Olsen, where he was a four-year All-American for the Wildcats. He was the 2002-03 Naismith National Player of the Year and Lowe's Senior CLASS award recipient. He was the 2000 consensus National Freshman of the Year and closed his career as one of four players in Pac-12 history with 1,500 points, 500 assists and 200 steals for a career. He helped lead Arizona to two Pac-12 regular season titles (2000, 2003) and four consecutive NCAA Tournament berths. The Wildcats made three Sweet Sixteens (2001, 2002, 2003), two Elite Eights (2001, 2003) and were the NCAA national runner-up in 2001. All total, Arizona won 107 games during Gardner's four seasons and he still holds school records for games started (135) and minutes played (4,825), while ranking third in school history with 1,984 career points. He also finished second in threes made (318) and fourth in assists (622). He earned his degree from the university in 2011 in disciplinary studies.

Gardner later played professionally overseas for more than eight years, primarily in Germany. In 2009, he was named MVP of German Basketball Bundesliga after helping Oldenburg to the league crown, averaging 13.7 points, 4.0 assists and 3.0 boards per game. He was a two-time Basketball Bundesliga All-Star, including starting the 2007 game.

Gardner is married to the former Jacquelyn Maxberry and the couple has four children, Jasper, Jason Jr., Jacob and Jackson.



THE GARDNER FILE

School: Arizona, '11

Seasons with IUPUI: fourth season

Career Record:..... 40-68 (4th year)

Coaching Experience:

..... 2014-pres., Head Coach, IUPUI

..... 2013-14, Assistant Coach, Memphis

..... 2011-13, Assistant Coach, Loyola (Ill.)

..... 2010-11, Assistant Coach, Cathedral H.S.



IUPUI PLAYER CAREER STATS

BRENNAN, Aaron

Season	gp-gs	min/avg	Total		3-Point		F-Throws		Rebounds										Scoring	
			fg-fga	pct	fg-fga	pct	ft-fa	pct	off	def	tot	avg	pf	fo	ast	to	blk	stl	pts	avg
2014-15	28-24	585/20.9	71-136	.522	3-8	.375	33-46	.717	36	52	88	3.1	72	1	27	44	7	21	178	6.4
2015-16	32-9	569/17.8	55-144	.382	1-9	.111	26-31	.839	37	78	115	3.6	68	0	33	31	11	12	137	4.3
2016-17	32-9	596/18.6	102-203	.502	27-57	.474	39-54	.722	27	85	112	3.5	76	4	26	30	10	16	270	8.4
2017-18	13-13	336/25.8	58-136	.426	10-42	.238	18-23	.783	16	32	48	3.7	31	2	22	22	9	12	144	11.1
TOTAL	105-55	2086/19.9	286-619	.462	41-116	.353	116-154	.753	116	247	363	3.5	247	7	108	127	37	61	729	6.9

HALL, Evan

Season	gp-gs	min/avg	Total		3-Point		F-Throws		Rebounds										Scoring	
			fg-fga	pct	fg-fga	pct	ft-fa	pct	off	def	tot	avg	pf	fo	ast	to	blk	stl	pts	avg
2015-16	23-11	383/16.7	50-97	.515	1-1	1.000	19-47	.404	41	50	91	4.0	67	4	14	17	7	10	120	5.2
2016-17	30-23	566/19.9	96-163	.589	0-0	.000	35-89	.393	73	83	156	5.2	83	1	14	40	24	16	227	7.6
2017-18	12-12	237/19.8	41-86	.477	0-0	.000	9-30	.300	17	30	47	3.9	35	0	7	23	7	4	91	7.6
TOTAL	65-46	1216/18.7	187-346	.540	1-1	1.000	63-166	.380	131	163	294	4.5	185	5	35	80	38	30	438	6.7

HENDERSON, T.J.

Season	gp-gs	min/avg	Total		3-Point		F-Throws		Rebounds										Scoring	
			fg-fga	pct	fg-fga	pct	ft-fa	pct	off	def	tot	avg	pf	fo	ast	to	blk	stl	pts	avg
2015-16	32-2	522/16.3	49-130	.377	22-64	.344	27-39	.692	5	48	53	1.7	48	1	35	44	2	30	147	4.6
2016-17	32-0	566/17.7	60-134	.448	30-75	.400	39-56	.696	10	40	50	1.6	58	1	52	38	5	32	189	5.9
2017-18	13-5	337/25.9	41-104	.394	15-51	.294	41-52	.788	12	27	39	3.0	21	0	31	31	3	11	138	10.6
TOTAL	77-7	1425/18.5	150-368	.408	67-190	.353	107-147	.728	27	115	142	1.8	127	2	118	113	10	73	474	6.2

HUDSON, Chad

Season	gp-gs	min/avg	Total		3-Point		F-Throws		Rebounds										Scoring	
			fg-fga	pct	fg-fga	pct	ft-fa	pct	off	def	tot	avg	pf	fo	ast	to	blk	stl	pts	avg
2016-17	10-0	23/2.3	1-4	.250	1-3	.333	1-4	.250	0	3	3	0.3	3	0	2	3	0	1	4	0.4
2017-18	6-0	24/4.0	2-5	.400	0-2	.000	5-7	.714	0	1	1	0.2	7	0	2	2	0	0	9	1.5
TOTAL	16-0	47/2.9	3-9	.333	1-5	.200	6-11	.545	0	4	4	0.3	10	0	4	5	0	1	13	0.8

McCALL, D.J.

Season	gp-gs	min/avg	Total		3-Point		F-Throws		Rebounds										Scoring	
			fg-fga	pct	fg-fga	pct	ft-fa	pct	off	def	tot	avg	pf	fo	ast	to	blk	stl	pts	avg
2014-15	31-15	664/21.4	52-124	.419	6-19	.316	39-61	.639	31	58	89	2.9	49	1	38	55	1	19	149	4.8
2016-17	32-22	678/21.2	51-120	.425	5-18	.278	45-77	.584	66	95	161	5.0	71	0	48	41	8	22	152	4.8
2017-18	12-10	315/26.3	31-68	.456	5-17	.294	10-20	.500	27	26	53	4.4	25	2	18	19	2	21	77	6.4
TOTAL	75-47	1657/22.1	134-312	.429	16-54	.296	94-158	.595	124	179	303	4.0	145	3	104	115	11	62	378	5.0

PATTERSON, Ron

Season	gp-gs	min/avg	Total		3-Point		F-Throws		Rebounds										Scoring	
			fg-fga	pct	fg-fga	pct	ft-fa	pct	off	def	tot	avg	pf	fo	ast	to	blk	stl	pts	avg
2016-17	32-10	757/23.7	107-242	.442	62-156	.397	21-30	.700	15	64	79	2.5	70	2	64	40	13	44	297	9.3
2017-18	13-12	371/28.5	53-125	.424	31-82	.378	10-11	.909	7	28	35	2.7	26	0	27	16	6	14	147	11.3
TOTAL	45-22	1128/25.1	160-367	.436	93-238	.391	31-41	.756	22	92	114	2.5	96	2	91	56	19	58	444	9.9

THOMAS, Noah

Season	gp-gs	min/avg	Total		3-Point		F-Throws		Rebounds										Scoring	
			fg-fga	pct	fg-fga	pct	ft-fa	pct	off	def	tot	avg	pf	fo	ast	to	blk	stl	pts	avg
2016-17	8-0	20/2.5	1-5	.200	0-1	.000	3-4	.750	1	3	4	0.5	6	0	0	7	0	0	5	0.6
2017-18	2-0	8/4.0	1-1	1.000	0-0	.000	2-2	1.000	1	3	4	2.0	3	0	0	0	1	0	4	2.0
TOTAL	10-0	28/2.8	2-6	.333	0-1	.000	5-6	.833	2	6	8	0.8	9	0	0	7	1	0	9	0.9

IUPUI PLAYER CAREER-HIGHS (bold means occurred in 2017-18 season)

	#0 JAYLEN MINNETT	#1 T.J. HENDERSON	#10 NICK ROGERS	#12 CHAD HUDSON	#22 D.J. McCALL	#24 EVAN HALL	#25 RON PATTERSON	#31 MAURICE KIRBY	#32 ELYJAH GOSS	#35 NOAH THOMAS	#40 EVAN BORGMAN	#45 AARON BRENNAN
Points:	12 - 2x	19 (12/22/17)	8 - 2x	3 - 2x	25 (11/28/17)	21 (1/11/17)	19 - 3x	16 (12/10/17)	10 (11/28/17)	4 (11/13/17)	6 (11/13/17)	25 - 2x
Rebounds:	4 - 2x	8 (12/22/17)	5 (12/16/17)	1 - 4x	13 (12/3/16)	11 - 2x	6 - 2x	9 (11/13/17)	12 (11/13/17)	4 (11/13/17)	3 (11/13/17)	11 (3/4/17)
Assists:	2 - 7x	6 (11/26/16)	5 - 3x	1 - 4x	7 (12/28/16)	4 (12/12/16)	6 - 2x	2 - 2x	2 (12/22/17)	---	---	4 - 3x
FG:	4 (11/28/17)	8 (12/22/17)	3 (1/22/16)	1 - 3x	9 (11/28/17)	9 (1/11/17)	8 (11/17/17)	8 (12/10/17)	4 - 2x	1 - 2x	2 (11/13/17)	12 (11/17/17)
FGA:	10 (11/28/17)	12 - 2x	9 (12/30/17)	2 - 2x	20 (11/28/17)	13 (11/17/17)	16 (12/16/17)	12 (12/10/17)	8 (11/13/17)	2 - 2x	3 (11/13/17)	17 (11/17/17)
3FG:	3 - 2x	3 - 4x	2 - 2x	1 (12/12/16)	3 - 2x	1 (11/13/15)	5 - 3x	---	1 - 3x	---	---	3 - 2x
3FGA:	6 - 2x	6 - 5x	5 (12/30/17)	2 (12/12/16)	7 (11/28/17)	1 (11/13/15)	13 (12/16/17)	---	2 - 3x	1 (12/17/16)	1 (11/13/17)	6 - 2x
FT:	4 (12/10/17)	8 (11/21/17)	5 (11/18/15)	3 (11/13/17)	7 - 2x	8 (12/12/16)	3 - 3x	5 (12/18/17)	4 - 2x	2 - 2x	2 - 2x	6 - 2x
FTA:	4 (12/10/17)	10 (11/21/17)	6 - 2x	4 (11/13/17)	10 (12/29/14)	9 - 2x	6 (1/3/15)	6 (12/22/17)	2 - 3x	2 - 3x	2 - 2x	8 - 2x
Blocks:	1 (12/22/17)	2 - 2x	1 - 2x	---	1 - 11x	3 - 3x	3 (12/6/17)	2 - 2x	3 (11/13/17)	1 (11/13/17)	---	3 - 2x
Steals:	3 (12/2/17)	4 - 2x	2 (12/2/17)	1 (11/18/16)	4 - 2x	2 - 6x	4 (11/22/16)	2 (12/10/17)	2 - 2x	---	---	3 - 3x
Minutes:	37 (11/11/17)	38 (11/17/17)	31 (12/16/17)	12 (11/13/17)	38 (2/19/15)	33 (1/18/17)	38 (11/17/17)	23 - 3x	23 (11/11/17)	6 (11/13/17)	13 (11/13/17)	35 (11/17/17)

LAST FOUR BOX SCORES

GAME #10 • #12/12 GONZAGA 101, IUPUI 71 (SPOKANE, WASH.)

IUPUI 71 • 2-8

#	Player	Total		3-Ptr		Rebounds			PF	TP	A TO Blk Stl				Min
		FG-FGA	FG-FGA	FT-FTA	Off Def Tot	PF	TP	A TO Blk Stl							
24	HALL, Evan	f	5-8	0-0	2-4	3	1	4	4	12	0	2	0	0	19
45	BRENNAN, Aaron	f	2-7	0-2	2-2	0	0	0	5	6	0	0	0	0	15
10	ROGERS, Nick	g	0-5	0-2	0-0	0	0	0	2	0	5	1	0	0	26
22	McCALL, D.J.	g	2-5	0-1	0-1	1	3	4	2	4	0	2	0	1	22
25	PATTERSON, Ron	g	3-8	3-5	0-0	0	1	1	3	9	1	2	0	2	28
01	MINNETT, Jaylen	g	2-7	1-5	0-0	0	0	0	1	5	1	0	0	0	21
01	HENDERSON, T.J.	g	5-9	1-4	7-8	1	3	4	1	18	1	3	0	0	22
12	HUDSON, Chad	g	0-2	0-1	0-0	0	0	0	0	0	0	0	0	0	1
31	KIRBY, Maurice	g	3-7	0-0	5-6	3	2	5	3	11	0	0	0	0	23
32	GOSS, Elyjah	g	3-6	0-2	0-0	2	2	4	2	6	1	0	0	1	22
40	BORGMAN, Evan	g	0-0	0-0	0-0	0	0	0	0	0	0	0	0	0	1
Team					1	1	2								
Totals			25-64	5-22	16-21	11	13	24	23	71	9	10	0	4	200
FG % 1st Half: 10-30		33.3%	2nd half: 15-34		44.1%	Game: 25-64		39.1%	Deadball						
3FG % 1st Half: 4-11		36.4%	2nd half: 1-11		9.1%	Game: 5-22		22.7%	Rebounds						
FT % 1st Half: 7-11		63.6%	2nd half: 9-10		90.0%	Game: 16-21		76.2%							

Gonzaga 101 • 10-2

#	Player	Total		3-Ptr		Rebounds			PF	TP	A TO Blk Stl				Min
		FG-FGA	FG-FGA	FT-FTA	Off Def Tot	PF	TP	A TO Blk Stl							
21	HACHIMURA, Rui	f	2-2	0-0	0-0	0	2	2	2	4	1	3	0	1	16
14	LARSEN, Jacob	c	3-3	0-0	3-3	0	2	2	2	9	2	2	1	0	12
00	MELSON, Silas	g	3-6	0-1	1-1	0	1	1	3	7	3	1	0	1	25
13	PERKINS, Josh	g	5-8	3-6	0-0	0	1	1	2	13	6	3	0	1	35
23	NORVELL JR., Zach	g	2-3	1-2	2-2	0	5	3	3	7	1	1	0	1	25
03	WILLIAMS, Johnathan	g	6-9	0-1	5-9	3	11	14	3	17	2	1	1	1	26
10	WADE, Jesse	g	1-1	1-1	0-0	0	0	0	0	3	0	0	0	0	2
22	JONES, Jeremy	g	1-1	0-0	4-4	0	2	2	2	6	0	2	0	0	17
24	KISPERT, Corey	g	3-5	2-4	0-0	0	3	3	0	8	0	2	0	0	16
33	TILLIE, Killian	g	8-12	1-3	10-10	2	2	4	3	27	2	1	0	2	26
Team					1	3	4								
Totals			34-50	8-18	25-29	6	32	38	20	101	16	17	2	7	200
FG % 1st Half: 15-24		62.5%	2nd half: 19-26		73.1%	Game: 34-50		68.0%	Deadball						
3FG % 1st Half: 4-10		40.0%	2nd half: 4-8		50.0%	Game: 8-18		44.4%	Rebounds						
FT % 1st Half: 13-14		92.9%	2nd half: 12-15		80.0%	Game: 25-29		86.2%							

Officials: Mike Scypers, Michael Irving, Mike Reed
 Technical fouls: IUPUI-None. Gonzaga-None.
 Attendance: 6000

Score by periods	1st	2nd	Total
IUPUI	31	40	71
Gonzaga	47	54	101

Last FG - IUPUI 2nd-01:41, GON 2nd-00:25.
 Largest lead - IUPUI None, GON by 30 2nd-00:25.
 IUPUI led for 00:00. GON led for 39:23. Game was tied for 00:37.

Score tied - 0 times.
 Lead changed - 0 times.

GAME #12 • NORTHERN KENTUCKY 77, IUPUI 59 (HIGHLAND HEIGHTS, KY.)

IUPUI 59 • 3-9 (0-1 HL)

#	Player	Total		3-Ptr		Rebounds			PF	TP	A TO Blk Stl				Min
		FG-FGA	FG-FGA	FT-FTA	Off Def Tot	PF	TP	A TO Blk Stl							
24	HALL, Evan	f	4-6	0-0	1-1	1	1	2	4	9	0	2	0	1	13
45	BRENNAN, Aaron	f	3-8	1-3	0-0	1	4	5	2	7	2	1	0	0	28
10	ROGERS, Nick	g	1-5	1-3	2-2	0	1	1	2	5	3	1	0	1	22
22	McCALL, D.J.	g	4-5	1-2	2-3	3	4	7	1	11	1	1	0	2	30
25	PATTERSON, Ron	g	3-10	2-5	1-1	0	2	2	0	9	1	1	1	1	28
01	MINNETT, Jaylen	g	1-5	1-4	0-0	0	0	0	0	2	3	2	0	1	23
01	HENDERSON, T.J.	g	2-12	2-4	1-2	1	3	4	2	7	1	2	0	1	16
12	HUDSON, Chad	g	1-1	0-0	0-0	0	0	0	0	2	0	0	0	0	1
31	KIRBY, Maurice	g	2-3	0-0	0-2	3	1	4	2	4	0	0	0	0	23
32	GOSS, Elyjah	g	0-6	0-0	2-2	2	0	2	1	2	0	2	2	0	15
40	BORGMAN, Evan	g	0-1	0-0	0-0	1	0	1	0	0	0	0	0	0	1
Team					2	1	3								
Totals			21-62	8-21	9-13	14	17	31	16	59	10	12	3	7	200
FG % 1st Half: 8-31		25.8%	2nd half: 13-31		41.9%	Game: 21-62		33.9%	Deadball						
3FG % 1st Half: 3-9		33.3%	2nd half: 5-12		41.7%	Game: 8-21		38.1%	Rebounds						
FT % 1st Half: 3-4		75.0%	2nd half: 6-9		66.7%	Game: 9-13		69.2%							

Northern Kentucky 77 • 8-5 (1-0 HL)

#	Player	Total		3-Ptr		Rebounds			PF	TP	A TO Blk Stl				Min
		FG-FGA	FG-FGA	FT-FTA	Off Def Tot	PF	TP	A TO Blk Stl							
01	GARNETT, Jordan	f	0-2	0-0	0-0	1	1	2	1	0	2	3	0	0	30
05	TATE, Jalen	f	4-6	0-1	0-0	0	3	3	4	8	1	0	0	2	27
23	WILLIAMS, Carson	f	4-5	0-0	3-3	2	4	6	1	11	0	2	2	1	25
34	MCDONALD, Drew	f	11-16	2-3	3-3	3	7	10	3	27	3	1	0	1	31
10	HOLLAND II, Lavone	g	2-10	0-4	1-2	0	7	7	3	5	8	0	0	2	29
03	COBBS, Tre	g	1-1	0-0	0-0	0	0	0	0	2	0	1	0	0	3
04	GARRETT, Jeff	g	1-1	0-0	2-4	1	1	2	0	4	0	0	2	0	12
11	FAULKNER, Mason	g	3-3	1-1	0-0	0	0	0	0	7	3	3	0	1	13
15	SHARPE, Tyler	g	2-3	2-3	0-0	0	1	1	1	6	0	1	0	1	12
32	WALTON, Dante	g	3-7	1-3	0-0	0	6	6	2	7	1	0	3	0	18
Team					1	0	1								
Totals			31-54	6-15	9-12	8	30	38	15	77	18	13	7	8	200
FG % 1st Half: 13-27		48.1%	2nd half: 18-27		66.7%	Game: 31-54		57.4%	Deadball						
3FG % 1st Half: 3-8		37.5%	2nd half: 3-7		42.9%	Game: 6-15		40.0%	Rebounds						
FT % 1st Half: 2-3		66.7%	2nd half: 7-9		77.8%	Game: 9-12		75.0%							

Officials: Rob Kueneman, Chris Beaver, Kevin Ferguson
 Technical fouls: IUPUI-None. Northern Kentucky-None.
 Attendance: 4203

Score by periods	1st	2nd	Total
IUPUI	22	37	59
Northern Kentucky	31	46	77

Last FG - IUPUI 2nd-00:41, NKU 2nd-01:12.
 Largest lead - IUPUI by 9 1st-10:48, NKU by 19 2nd-03:56.
 IUPUI led for 14:18. NKU led for 24:10. Game was tied for 01:32.

Score tied - 2 times.
 Lead changed - 1 time.

GAME #11 • IUPUI 87, IU KOKOMO 76 (THE JUNGLE)

IU Kokomo 76 • 6-10

#	Player		Total		3-Ptr		Rebounds			PF	TP	A TO Blk Stl				Min
			FG-FGA	FG-FGA	FT-FTA	Off	Def	Tot								
41	LEE, Durante	f	5-6	0-0	3-6	3	4	7	1	13	2	2	2	0	26	
05	CLIFTON, Antoin	g	3-15	2-4	0-0	2	8	10	2	8	2	3	0	2	34	
21	ELLIOTT, Trent	g	4-13	2-8	4-4	0	5	5	3	14	0	1	0	2	34	
22	MILES, Eddie	g	4-7	0-1	3-6	0	4	4	4	11	9	3	0	3	33	
33	SPIVEY, Treguan	g	5-10	4-7	2-4	1	2	3	1	16	1	3	0	0	29	
04	HURT, Jonathan		0-0	0-0	0-0	0	0	0	0	0	0	0	0	0	5	
10	SMITH, Luke		0-1	0-0	1-2	1	0	1	0	1	0	0	0	0	2	
11	WEBSTER, Billie		0-0	0-0	0-0	0	0	0	0	0	0	0	0	0	1	
14	DEDMOND, Beau		0-0	0-0	0-0	0	0	0	1	0	0	0	0	0	1	
24	VANLIEW, Toby		0-0	0-0	0-0	0	1	1	0	0	0	0	0	0	1	
25	MCLAIN, Akil		3-6	1-3	0-0	0	0	0	0	7	1	0	1	1	19	
43	MOLLET, Eli		0-0	0-0	0-0	0	0	0	0	0	0	0	0	0	1	
50	CALHOUN, Stephen		3-7	0-0	0-0	2	0	2	5	6	0	0	0	0	14	
	Team					3	4	7								
	Totals		27-65	9-23	13-22	12	28	40	17	76	15	12	3	8	200	
	FG % 1st Half: 16-36	44.4%	2nd half: 11-29	37.9%	Game: 27-65	41.5%					Deadball					
	3FG % 1st Half: 3-11	27.3%	2nd half: 6-12	50.0%	Game: 9-23	39.1%					Rebounds					
	FT % 1st Half: 1-3	33.3%	2nd half: 12-19	63.2%	Game: 13-22	59.1%					3					